

Oakland Place

a Family Apartment Community
Florence, South Carolina

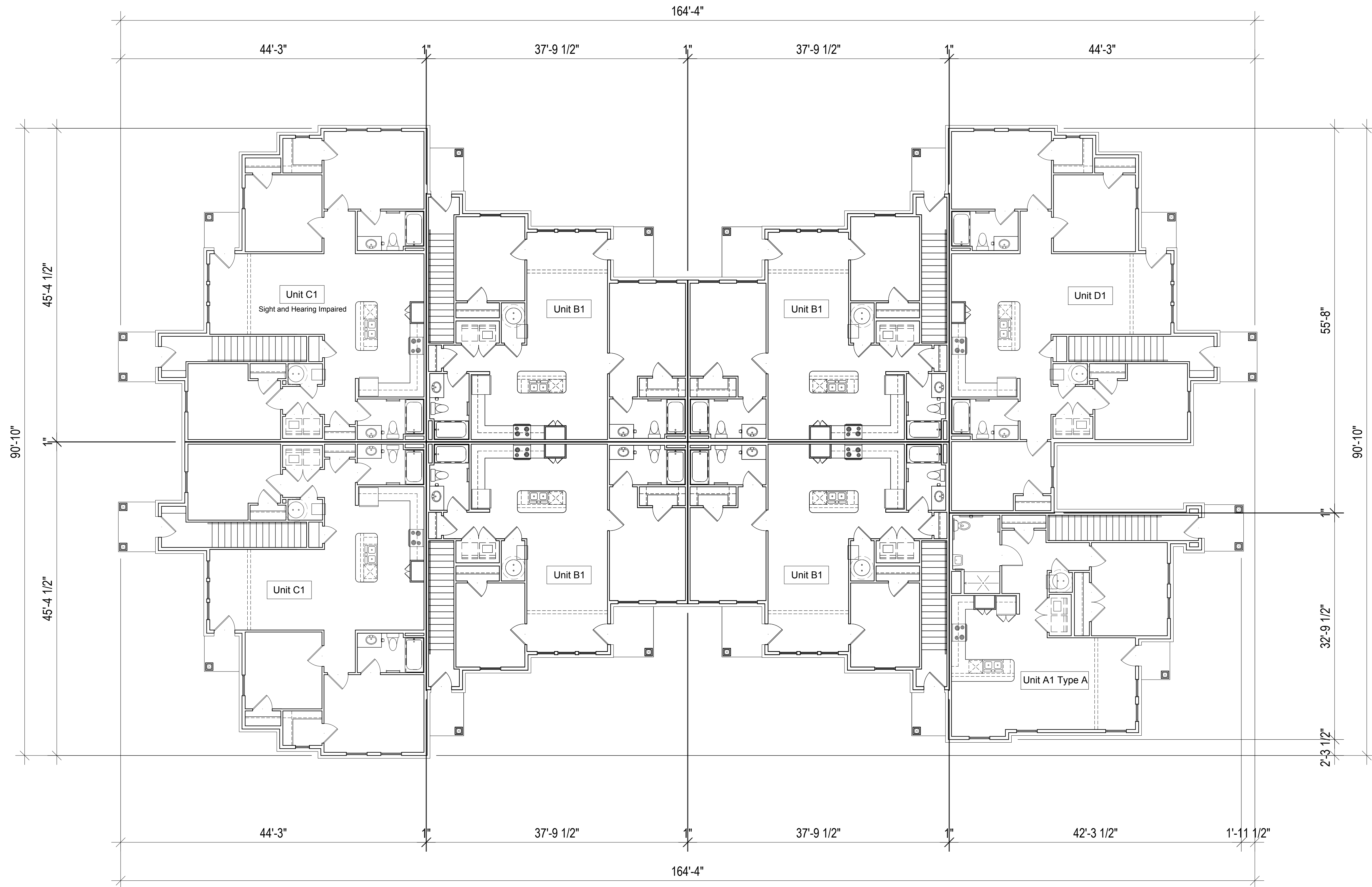


Progress Design Studio

SOHO Housing Partners	Oakland Place	Florence, South Carolina
-----------------------	---------------	--------------------------

a Family Apartment Community

The drawings, specifications and design contained herein are instruments of service and remain the sole property of Progress Design Studio, PLLC. The unauthorized reproduction and/or use of these documents without the express written permission of Progress Design Studio, PLLC is prohibited.



1 BUILDING 1 FIRST FLOOR PLAN
 SCALE: 1/8" = 1'-0"
 Total Square Footage: 19,304 SF
 Total Heated Square Footage: 16,759 SF

SOHO Housing Partners

Oakland Place
 a Family Apartment Community

Florence, South Carolina

The drawings, specifications and design contained herein are instruments of service and remain the sole property of Progress Design Studio, PLLC. The unauthorized reproduction and/ or use of these documents without the express written permission of Progress Design Studio, PLLC is prohibited.

Oakland Place- Florence, South Carolina

Notes: Project Summary

- 64 Total Units
- (4) 16 - Unit Building (Buildings 1, 2, 3, and 4)
- (1) Community Building
- (1) Playground Area
- (1) Picnic Shelter/ Activity Area
- Unit Mix:
 - 1-Bed Units (16)
 - 2-Bed Units (24)
 - 3-Bed Units (18)
 - 4-Bed Units (6)

f. For projects involving renovation and/or demolition of existing structures, proposed changes to building components and design shown in redline and also describe removal and new construction methods.

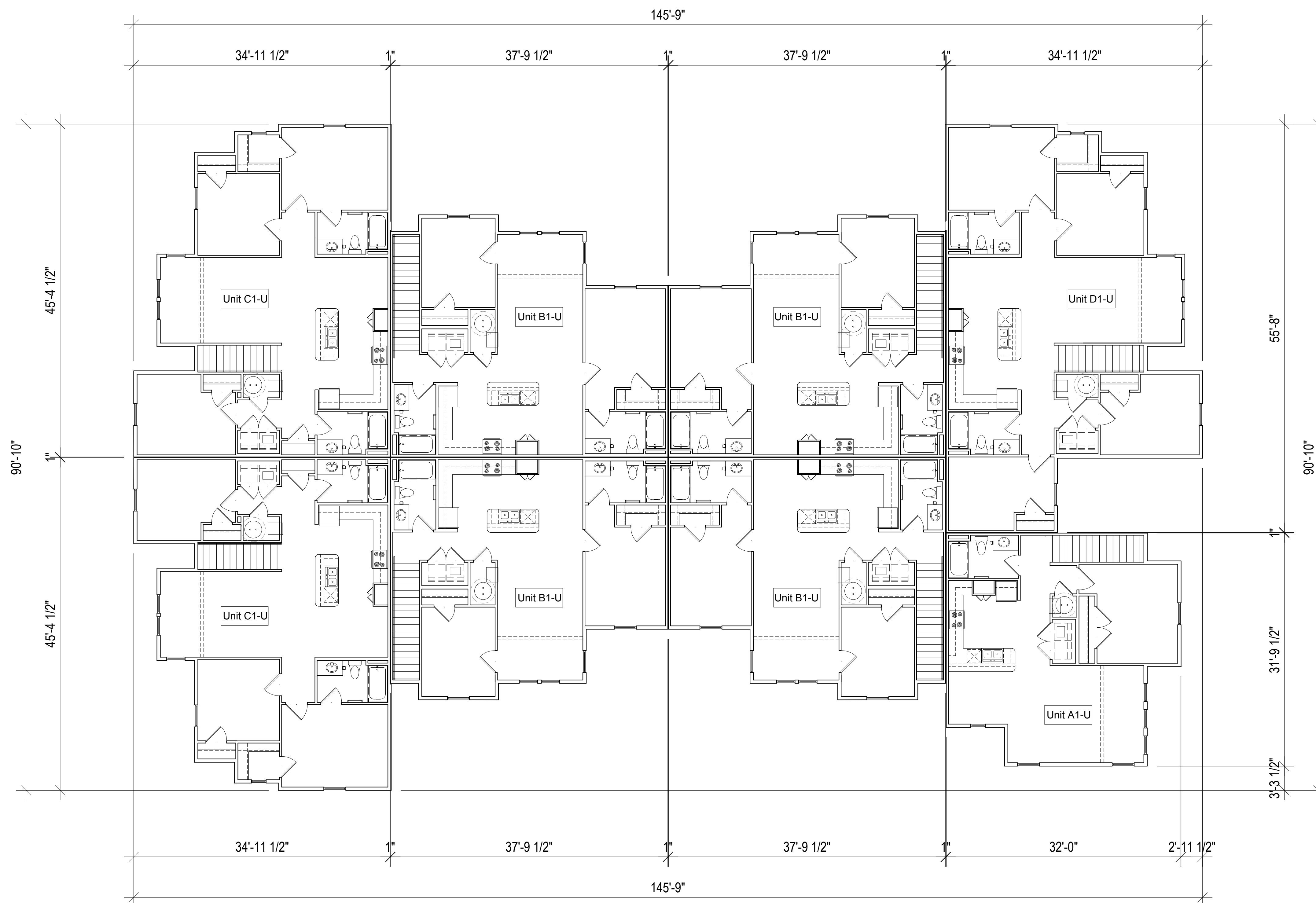
Oakland Place will be a full demolition of existing structures. Demolished structures will be replaced with the buildings shown in this application, with all construction methods being per the 2025 Appendix B Design Guidelines.

Unit Summary

Unit	Unit Type	# of Units	Net Heated Area	Gross Heated Area	Total Gross (including all porches)
A1	1 Bed/ 1 Bath	3	753	831	861
A1-upper	1 Bed/ 1 Bath	4	831	920	960
A1 Type A	1 Bed/ 1 Bath	1	795	882	912
A2	1 Bed/ 1 Bath	1	762	840	870
A2-ALT	1 Bed/ 1 Bath	3	762	840	870
A2-upper	1 Bed/ 1 Bath	4	840	929	969
Total		16			
B1	2 Bed/ 2 Bath	10	921	1,032	1,072
B1-upper	2 Bed/ 2 Bath	12	1,000	1,119	1,159
B1 (Sight and Hearing impaired)	2 Bed/ 2 Bath	1	921	1,032	1,072
B1 Type A	2 Bed/ 2 Bath	1	921	1,032	1,072
Total		24			
C1	3 Bed/ 2 Bath	6	1,167	1,295	1,335
C1-upper	3 Bed/ 2 Bath	8	1,250	1,385	1,425
C1 (Sight and Hearing impaired)	3 Bed/ 2 Bath	1	1,167	1,295	1,335
C1 Type A	3 Bed/ 2 Bath	1	1,167	1,295	1,335
C1 ALT	3 Bed/ 2 Bath	1	1,167	1,295	1,335
C1-ALT upper	3 Bed/ 2 Bath	1	1,250	1,385	1,425
Total		18			
D1	4 Bed/ 2 Bath	2	1,267	1,409	1,449
D1-upper	4 Bed/ 2 Bath	3	1,348	1,499	1,539
D1 Type A	4 Bed/ 2 Bath	1	1,267	1,409	1,449
Total		6			
Total		64			

Building Summary

Building	Heated Total Square Square Footage (Net)	Heated Total Square Square Footage (Gross)	Gross Square Footage (including all porches)
1	16,759	18,674	19,304
2	15,441	17,095	17,685
3	15,884	17,694	18,314
4	17,352	19,324	19,964
Total	65,436	72,787	75,267
Clubhouse	3,138	3,373	4,710



1 BUILDING 1 SECOND FLOOR PLAN
 SCALE: 1/8" = 1'-0"
 Total Square Footage: 19,304 SF
 Total Heated Square Footage: 16,759 SF

SOHO Housing Partners

Oakland Place

Florence, South Carolina

a Family Apartment Community

The drawings, specifications and design contained herein are instruments of service and remain the sole property of Progress Design Studio, PLLC. The unauthorized reproduction and/ or use of these documents without the express written permission of Progress Design Studio, PLLC is prohibited.



2 BUILDING 1 LEFT ELEVATION
SCALE: 1/8" = 1'-0"



1 BUILDING 1 FRONT ELEVATION
SCALE: 1/8" = 1'-0"

SOHO Housing Partners

Oakland Place

Florence, South Carolina

a Family Apartment Community



Progress Design Studio

The drawings, specifications and design contained herein are instruments of service and remain the sole property of Progress Design Studio, PLLC. The unauthorized reproduction and/ or use of these documents without the express written permission of Progress Design Studio, PLLC is prohibited.



2 BUILDING 1 RIGHT ELEVATION
SCALE: 1/8" = 1'-0"



1 BUILDING 1 REAR ELEVATION
SCALE: 1/8" = 1'-0"

SOHO Housing Partners

Oakland Place

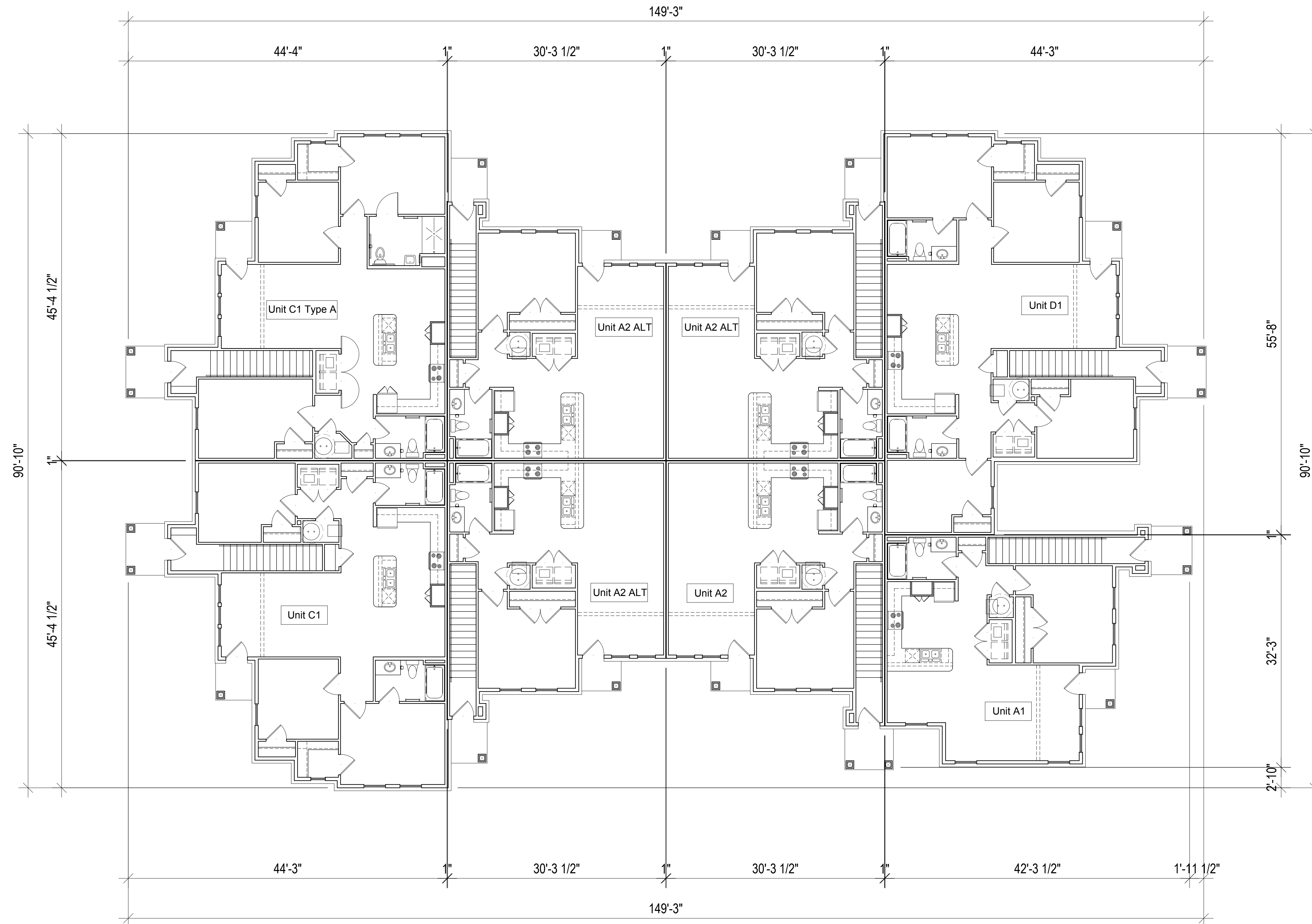
Florence, South Carolina

a Family Apartment Community



Progress Design Studio

The drawings, specifications and design contained herein are instruments of service and remain the sole property of Progress Design Studio, PLLC. The unauthorized reproduction and/ or use of these documents without the express written permission of Progress Design Studio, PLLC is prohibited.



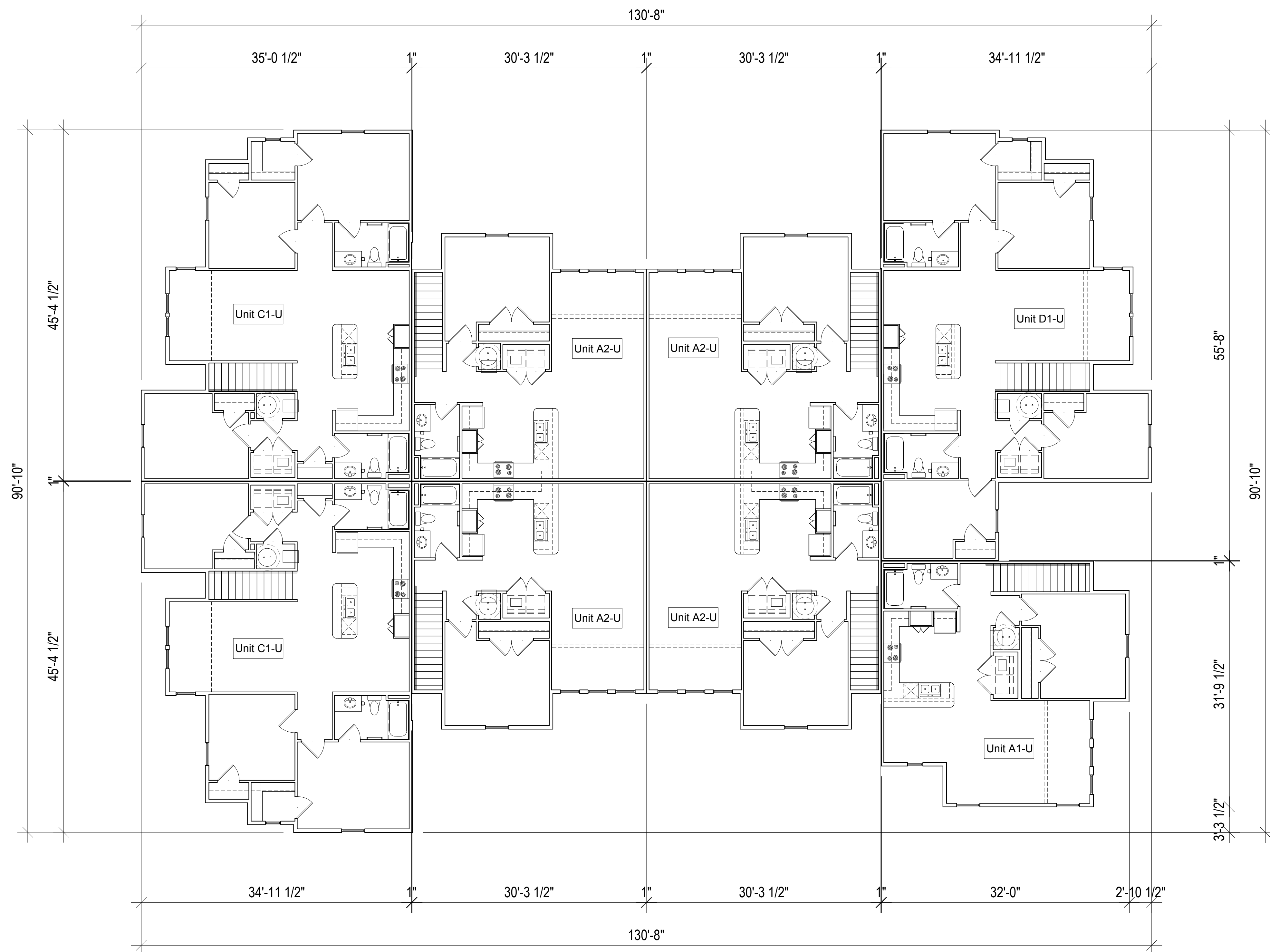
1 BUILDING 2 FIRST FLOOR PLAN
 SCALE: 1/8" = 1'-0"
 Total Square Footage: 17,585 SF
 Total Heated Square Footage: 15,441 SF

SOHO Housing Partners

Oakland Place
 a Family Apartment Community

Florence, South Carolina

The drawings, specifications and design contained herein are instruments of service and remain the sole property of Progress Design Studio, PLLC. The unauthorized reproduction and/or use of these documents without the express written permission of Progress Design Studio, PLLC is prohibited.



1 BUILDING 2 SECOND FLOOR PLAN
 SCALE: 1/8" = 1'-0"
 Total Square Footage: 17,685 SF
 Total Heated Square Footage: 15,441 SF

SOHO Housing Partners

Oakland Place
 a Family Apartment Community

Florence, South Carolina

The drawings, specifications and design contained herein are instruments of service and remain the sole property of Progress Design Studio, PLLC. The unauthorized reproduction and/ or use of these documents without the express written permission of Progress Design Studio, PLLC is prohibited.



2 **BUILDING 2 LEFT ELEVATION**
SCALE: 1/8" = 1'-0"



1 **BUILDING 2 FRONT ELEVATION**
SCALE: 1/8" = 1'-0"

SOHO Housing Partners

Oakland Place

Florence, South Carolina

a Family Apartment Community



Progress Design Studio

The drawings, specifications and design contained herein are instruments of service and remain the sole property of Progress Design Studio, PLLC. The unauthorized reproduction and/ or use of these documents without the express written permission of Progress Design Studio, PLLC is prohibited.



2 BUILDING 2 RIGHT ELEVATION
SCALE: 1/8" = 1'-0"



1 BUILDING 2 REAR ELEVATION
SCALE: 1/8" = 1'-0"



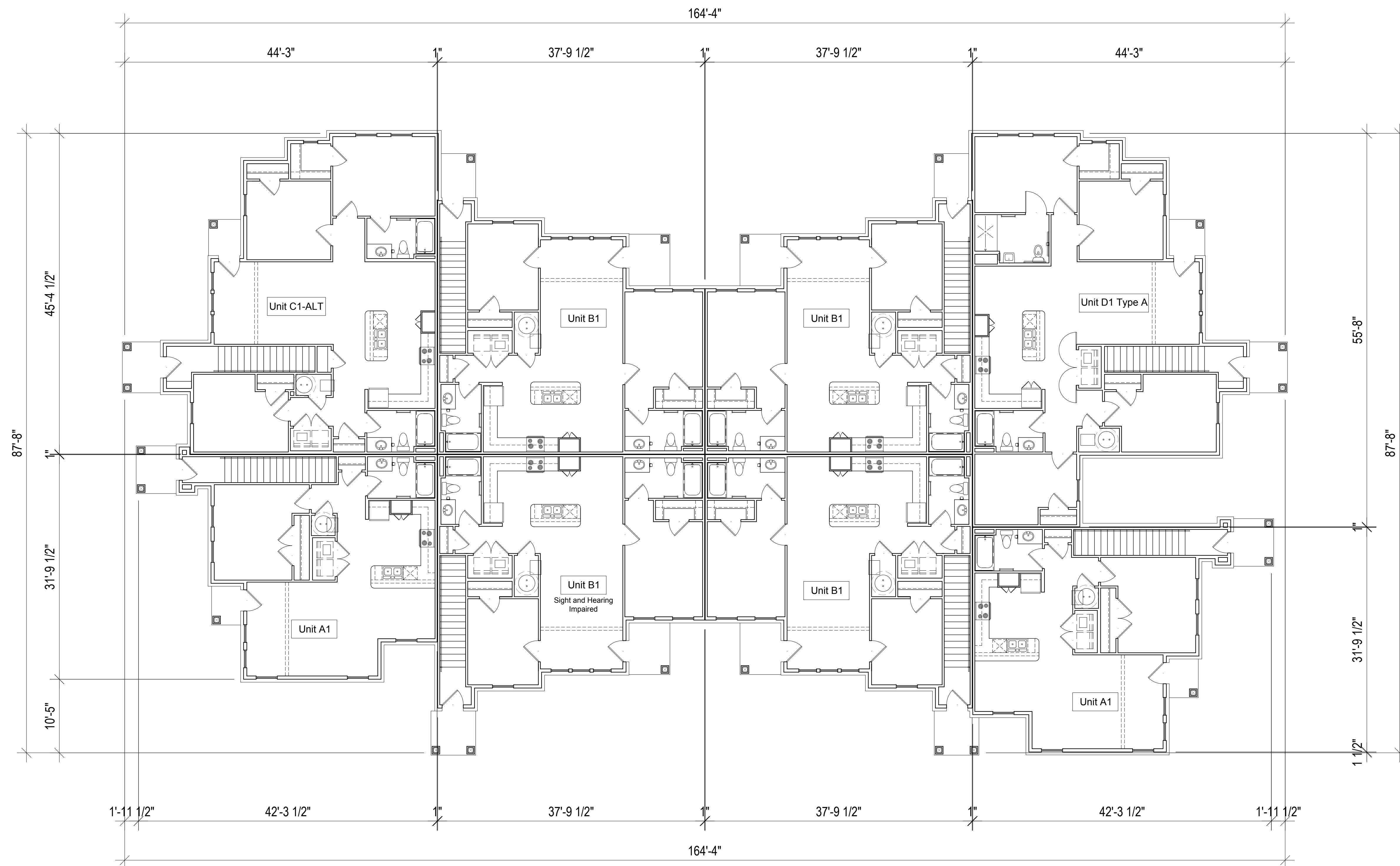
Progress Design Studio

SOHO Housing Partners

Oakland Place
a Family Apartment Community

Florence, South Carolina

The drawings, specifications and design contained herein are instruments of service and remain the sole property of Progress Design Studio, PLLC. The unauthorized reproduction and/ or use of these documents without the express written permission of Progress Design Studio, PLLC is prohibited.



1 BUILDING 3 FIRST FLOOR PLAN
 SCALE: 1/8" = 1'-0"
 Total Square Footage: 18,314 SF
 Total Heated Square Footage: 15,884 SF

SOHO Housing Partners

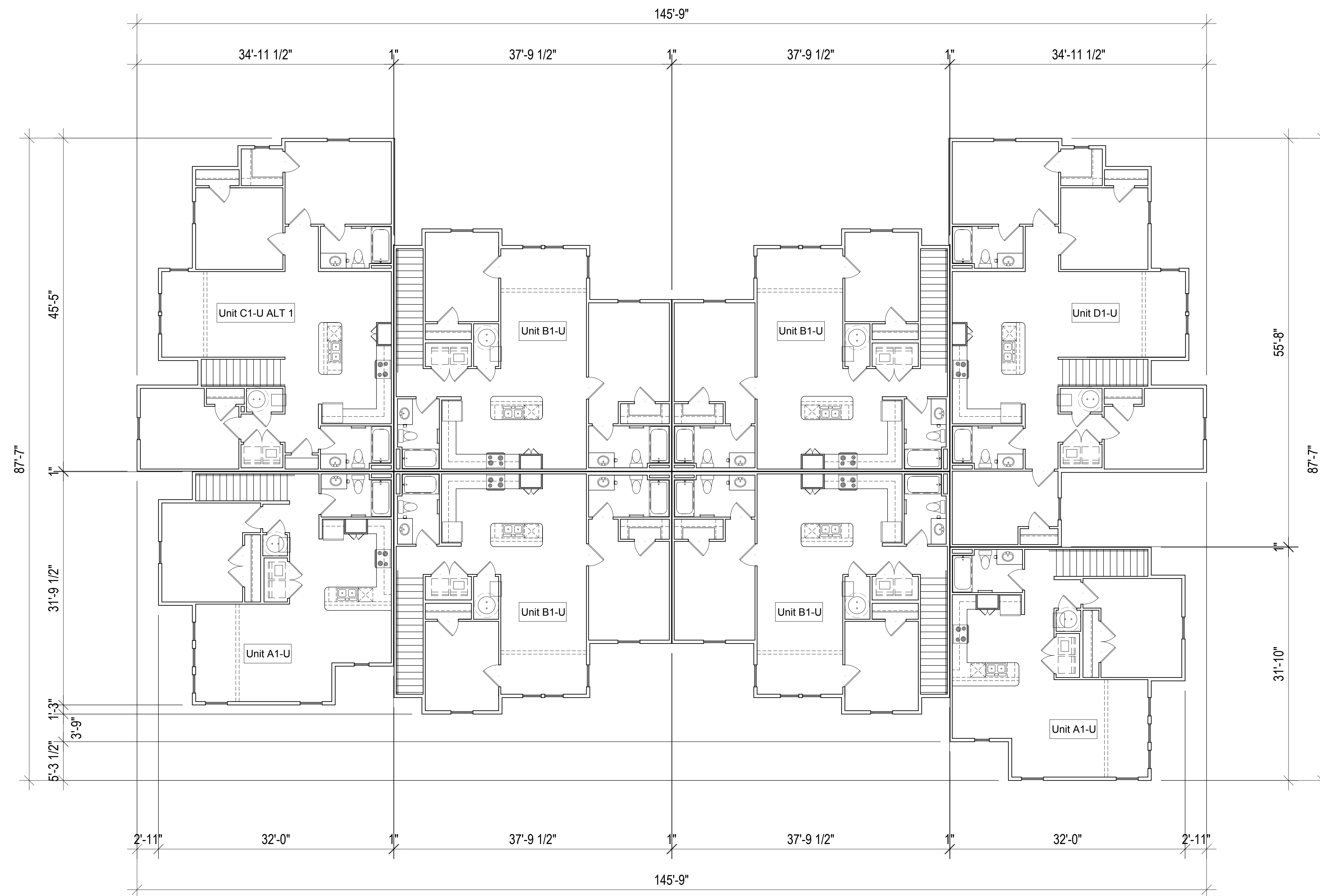
Oakland Place
 a Family Apartment Community

Florence, South Carolina



Progress Design Studio

The drawings, specifications and design contained herein are instruments of service and remain the sole property of Progress Design Studio, PLLC. The unauthorized reproduction and/or use of these documents without the express written permission of Progress Design Studio, PLLC is prohibited.



1 BUILDING 3 SECOND FLOOR PLAN
 SCALE: 1/8" = 1'-0"
 Total Square Footage: 18,314 SF
 Total Heated Square Footage: 15,884 SF

SOHO Housing Partners

Oakland Place
 a Family Apartment Community

Florence, South Carolina

The drawings, specifications and design contained herein are instruments of service and remain the sole property of Progress Design Studio, PLLC. The unauthorized reproduction and/or use of these documents without the express written permission of Progress Design Studio, PLLC is prohibited.



2 BUILDING 3 LEFT ELEVATION
SCALE: 1/8" = 1'-0"



1 BUILDING 3 FRONT ELEVATION
SCALE: 1/8" = 1'-0"

SOHO Housing Partners

Oakland Place

Florence, South Carolina

a Family Apartment Community



Progress Design Studio

The drawings, specifications and design contained herein are instruments of service and remain the sole property of Progress Design Studio, PLLC. The unauthorized reproduction and/ or use of these documents without the express written permission of Progress Design Studio, PLLC is prohibited.



2 **BUILDING 3 RIGHT ELEVATION**
SCALE: 1/8" = 1'-0"



1 **BUILDING 3 REAR ELEVATION**
SCALE: 1/8" = 1'-0"

SOHO Housing Partners

Oakland Place

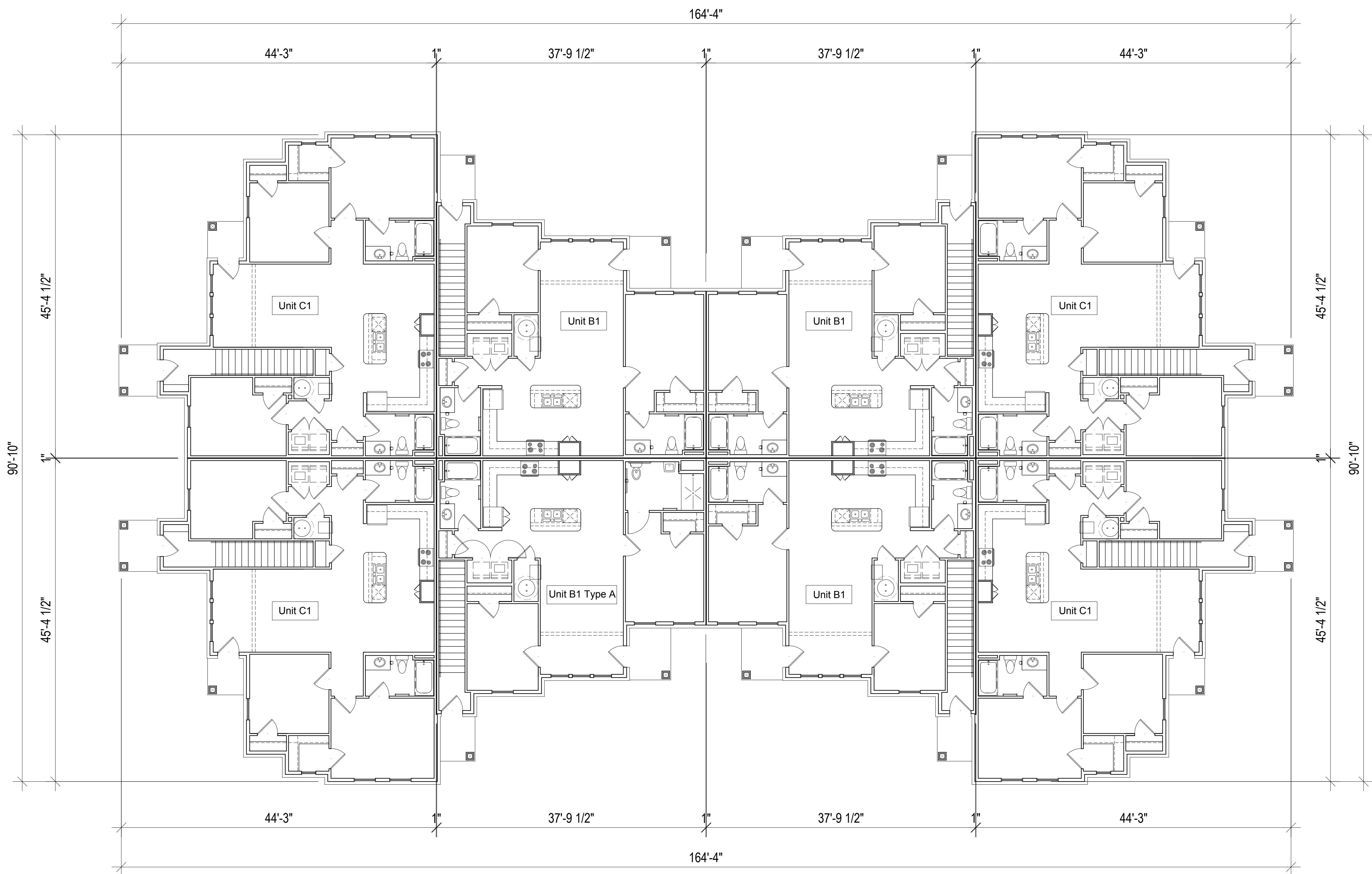
Florence, South Carolina

a Family Apartment Community



Progress Design Studio

The drawings, specifications and design contained herein are instruments of service and remain the sole property of Progress Design Studio, PLLC. The unauthorized reproduction and/ or use of these documents without the express written permission of Progress Design Studio, PLLC is prohibited.



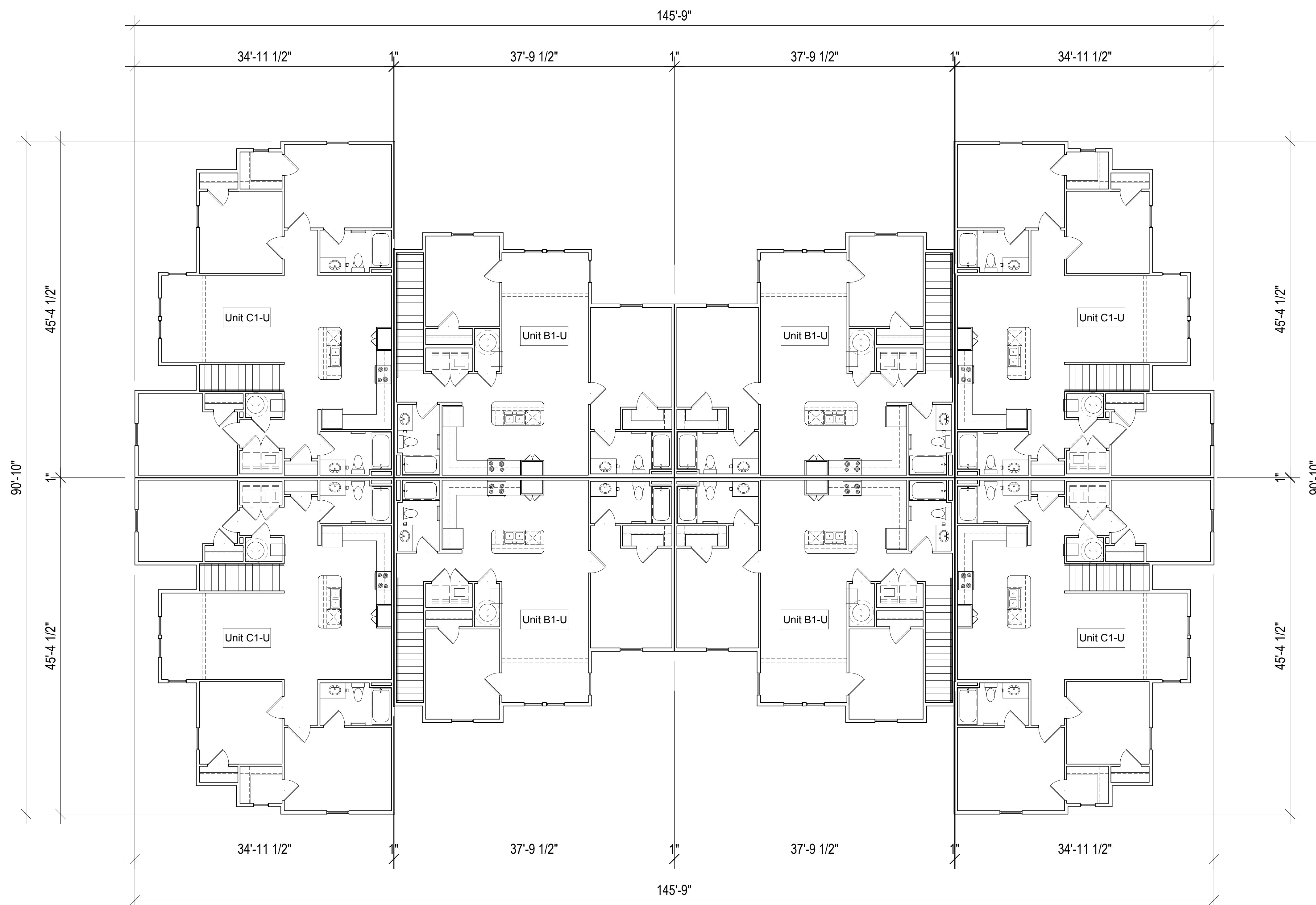
1 BUILDING 4 FIRST FLOOR PLAN
 SCALE: 1/8" = 1'-0"
 Total Square Footage: 19,964 SF
 Total Heated Square Footage: 17,352 SF

SOHO Housing Partners

Oakland Place
 a Family Apartment Community

Florence, South Carolina

The drawings, specifications and design contained herein are instruments of service and remain the sole property of Progress Design Studio, PLLC. The unauthorized reproduction and/or use of these documents without the express written permission of Progress Design Studio, PLLC is prohibited.



1 BUILDING 4 SECOND FLOOR PLAN
 SCALE: 1/8" = 1'-0"
 Total Square Footage: 19,964 SF
 Total Heated Square Footage: 17,352 SF

SOHO Housing Partners

Oakland Place
 a Family Apartment Community

Florence, South Carolina

The drawings, specifications and design contained herein are instruments of service and remain the sole property of Progress Design Studio, PLLC. The unauthorized reproduction and/or use of these documents without the express written permission of Progress Design Studio, PLLC is prohibited.



2 BUILDING 4 LEFT ELEVATION
SCALE: 1/8" = 1'-0"



1 BUILDING 4 FRONT ELEVATION
SCALE: 1/8" = 1'-0"

SOHO Housing Partners

Oakland Place

Florence, South Carolina

a Family Apartment Community



Progress Design Studio

The drawings, specifications and design contained herein are instruments of service and remain the sole property of Progress Design Studio, PLLC. The unauthorized reproduction and/ or use of these documents without the express written permission of Progress Design Studio, PLLC is prohibited.



2 **BUILDING 4 RIGHT ELEVATION**
SCALE: 1/8" = 1'-0"



1 **BUILDING 4 REAR ELEVATION**
SCALE: 1/8" = 1'-0"

SOHO Housing Partners

Oakland Place

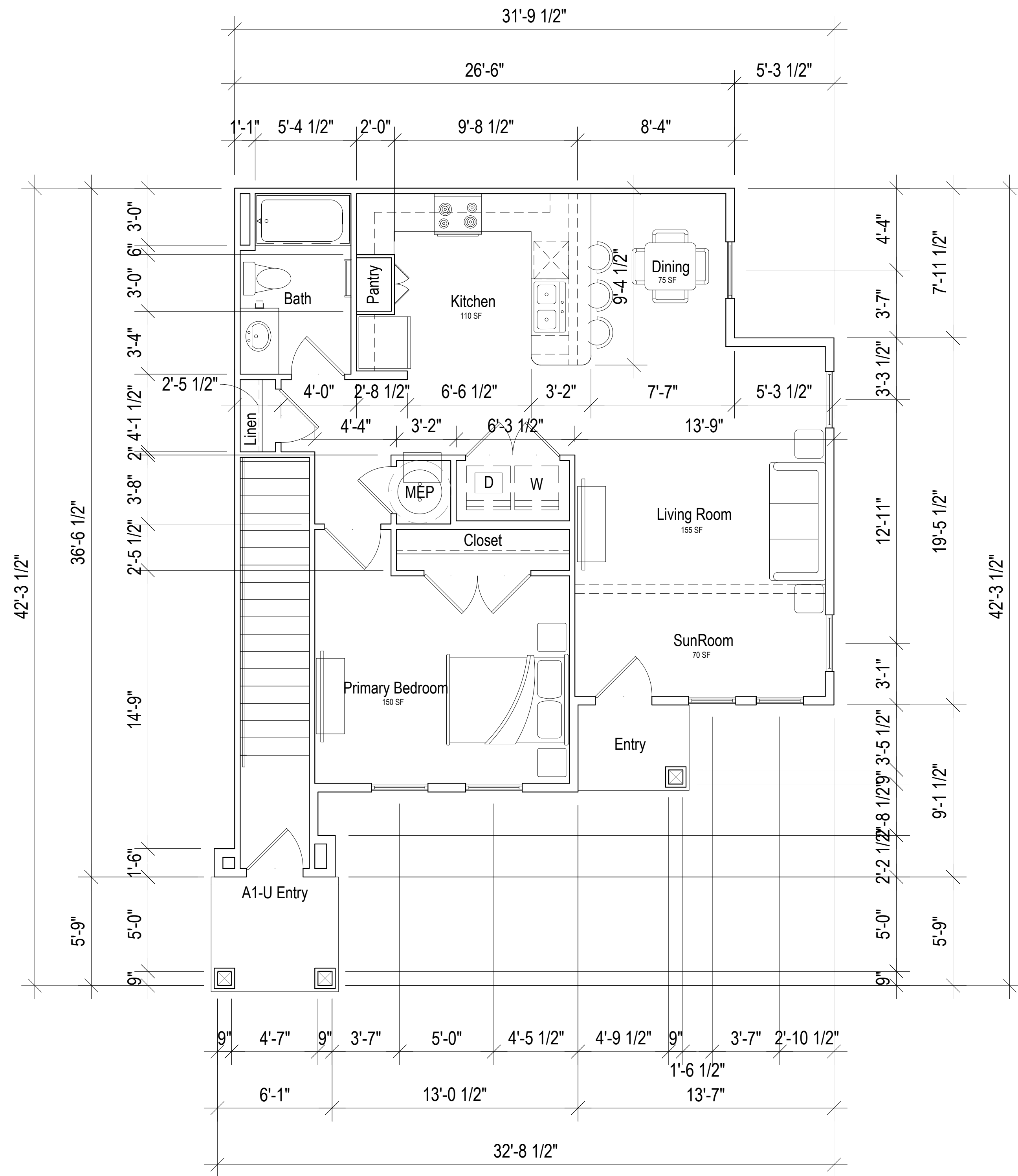
Florence, South Carolina

a Family Apartment Community



Progress Design Studio

The drawings, specifications and design contained herein are instruments of service and remain the sole property of Progress Design Studio, PLLC. The unauthorized reproduction and/ or use of these documents without the express written permission of Progress Design Studio, PLLC is prohibited.



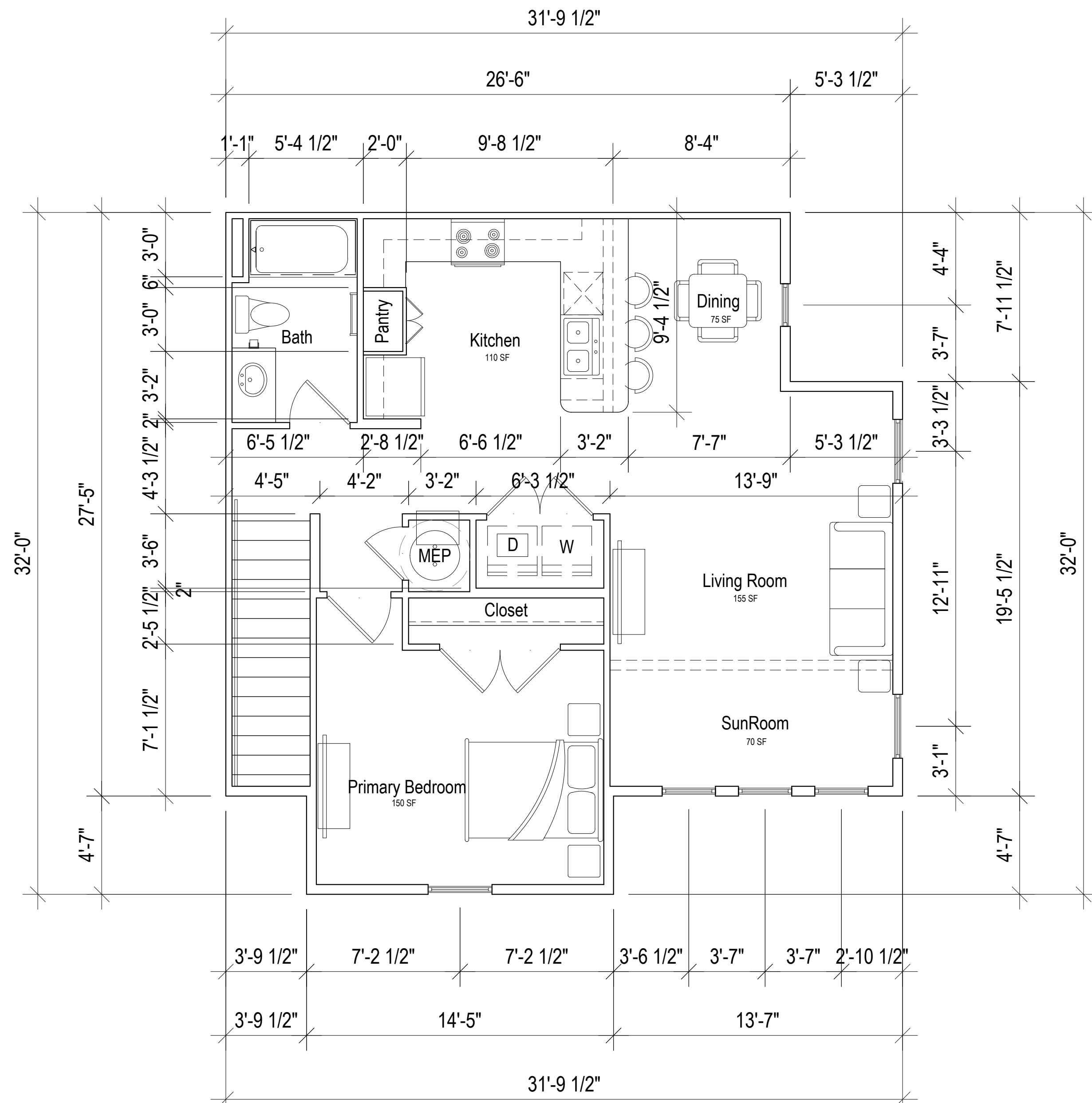
2 UNIT A1 - FLOOR PLAN

SCALE: 1/4" = 1'-0"

Total Square Footage: 861 SF

Total Heated Square Footage: 753 SF

Note: Unit A1-Lower Hearing and Sight-Impaired floor plan identical



1 UNIT A1 - UPPER FLOOR PLAN

SCALE: 1/4" = 1'-0"

Total Square Footage: 960 SF

Total Heated Square Footage: 831 SF

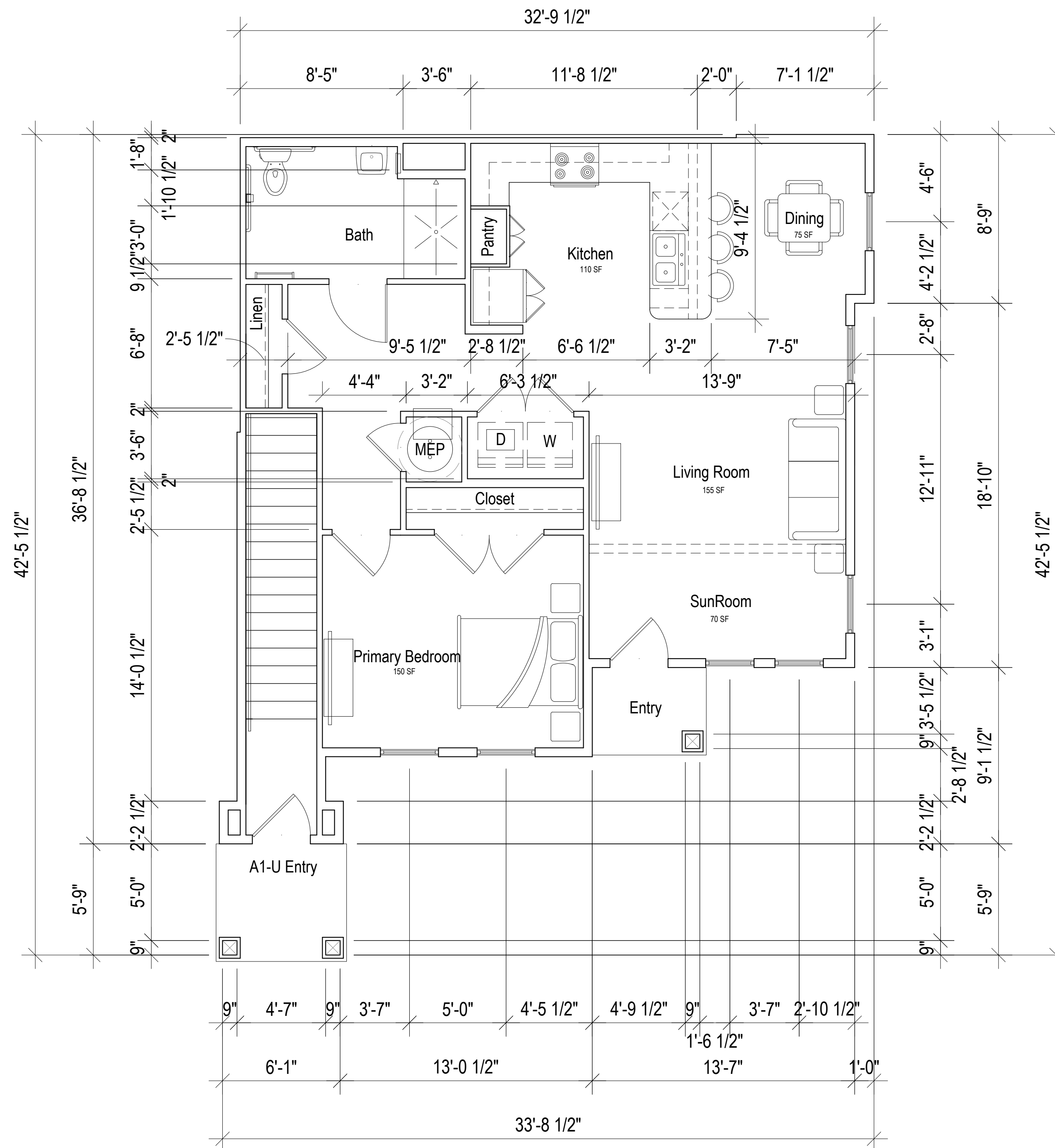
SOHO Housing Partners

Oakland Place

Florence, South Carolina

a Family Apartment Community

The drawings, specifications and design contained herein are instruments of service and remain the sole property of Progress Design Studio, PLLC. The unauthorized reproduction and/ or use of these documents without the express written permission of Progress Design Studio, PLLC is prohibited.



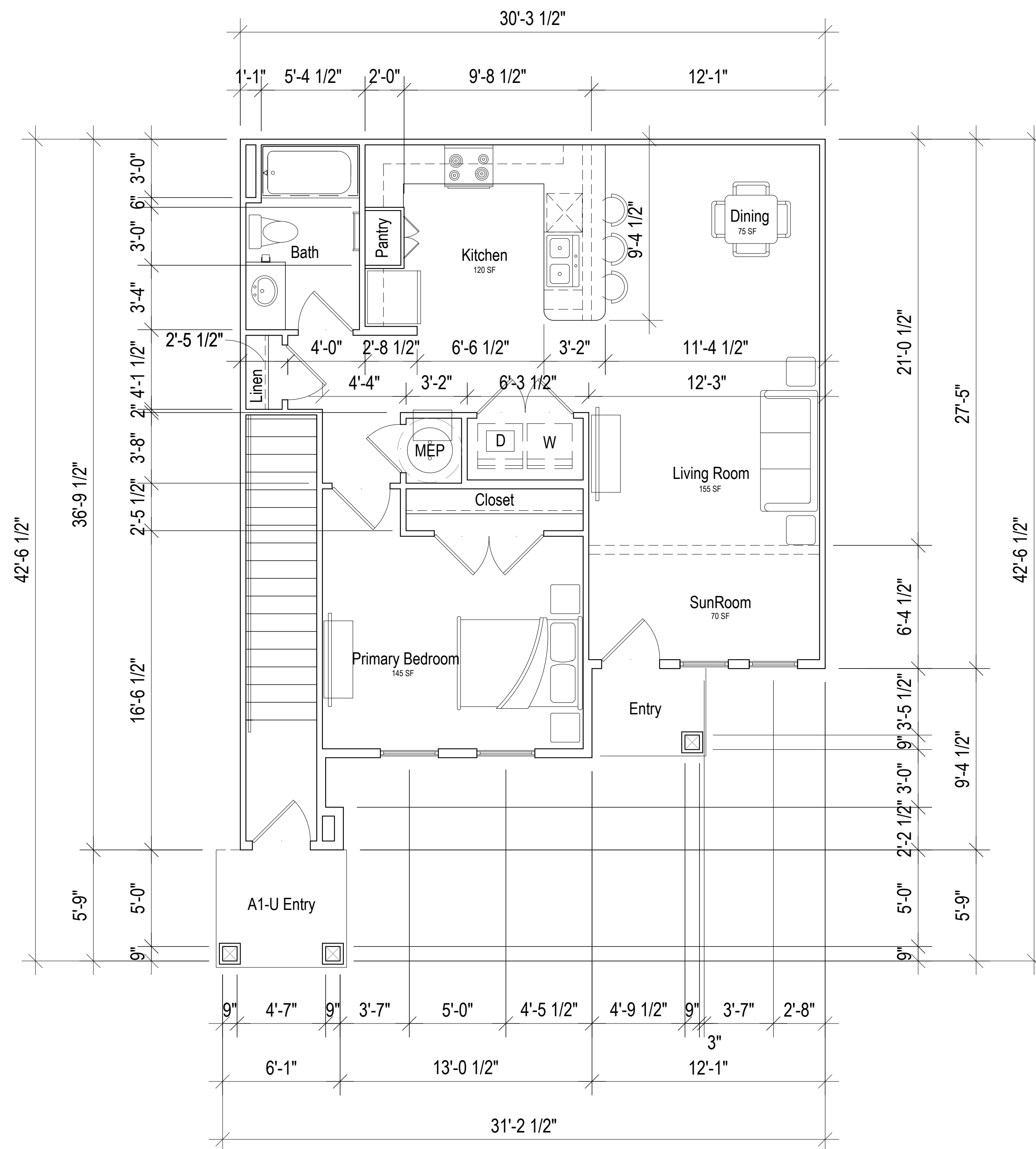
1 UNIT A1- TYPE A FLOOR PLAN
 SCALE: 1/4" = 1'-0"
 Total Square Footage: 912 SF
 Total Heated Square Footage: 795 SF

SOHO Housing Partners

Oakland Place
 a Family Apartment Community

Florence, South Carolina

The drawings, specifications and design contained herein are instruments of service and remain the sole property of Progress Design Studio, PLLC. The unauthorized reproduction and/ or use of these documents without the express written permission of Progress Design Studio, PLLC is prohibited.



2 UNIT A2 - FLOOR PLAN
SCALE: 1/4" = 1'-0"
Total Square Footage: 870 SF
Total Heated Square Footage: 762 SF



1 UNIT A2 - UPPER FLOOR PLAN
SCALE: 1/4" = 1'-0"
Total Square Footage: 969 SF
Total Heated Square Footage: 840 SF

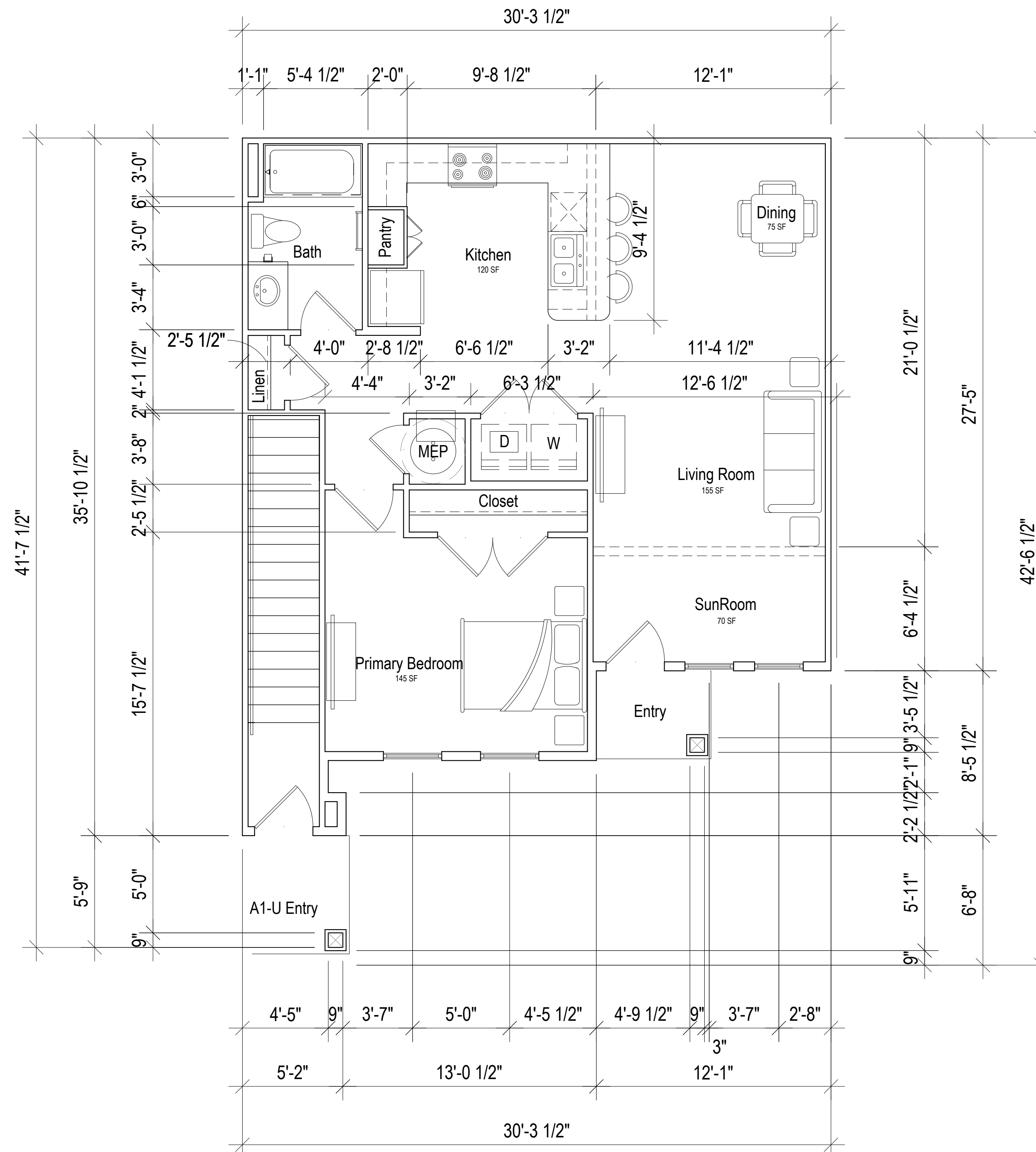
SOHO Housing Partners

Oakland Place

Florence, South Carolina

a Family Apartment Community

The drawings, specifications and design contained herein are instruments of service and remain the sole property of Progress Design Studio, PLLC. The unauthorized reproduction and/ or use of these documents without the express written permission of Progress Design Studio, PLLC is prohibited.



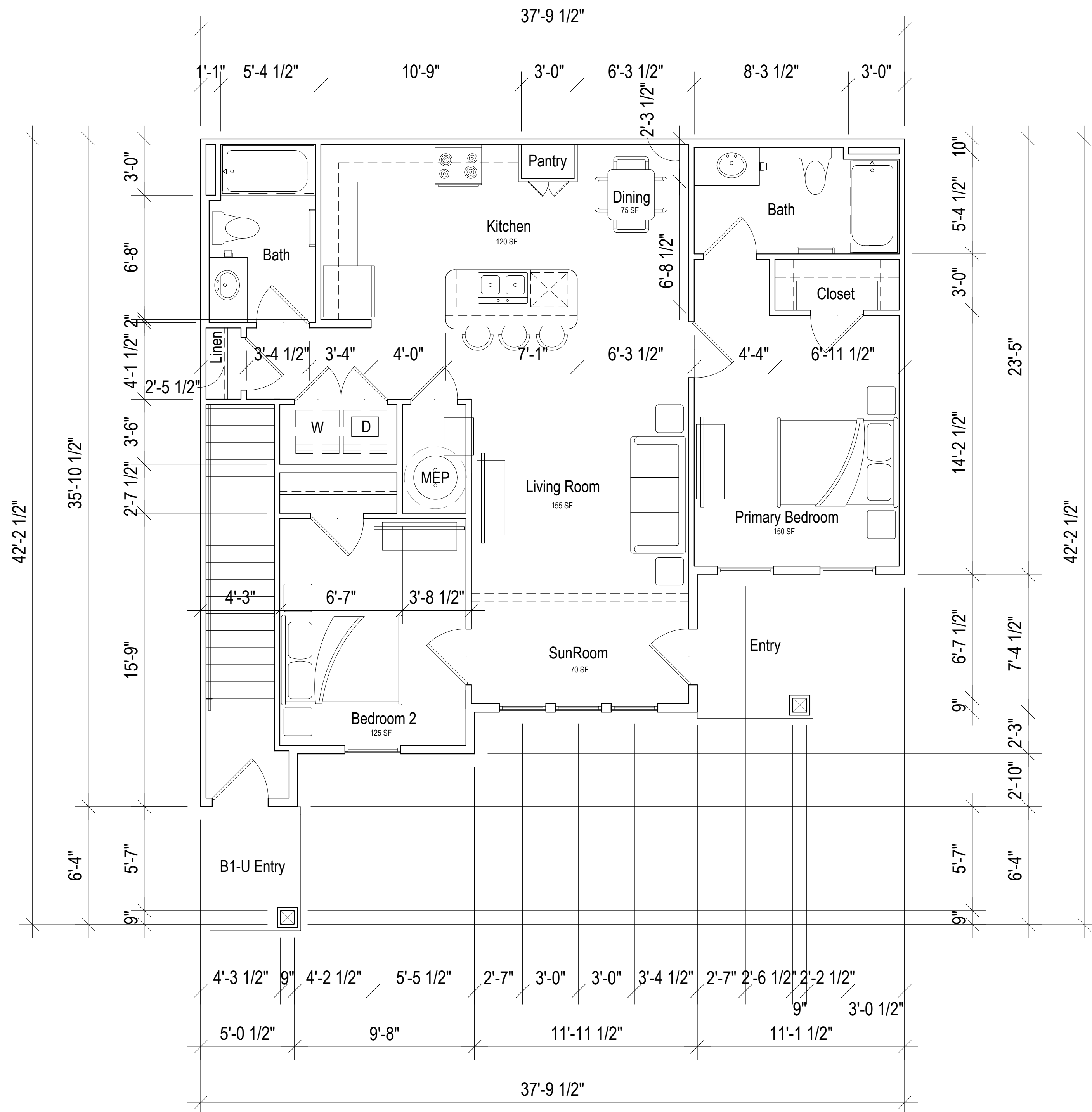
1 UNIT A2 - ALT FLOOR PLAN
 SCALE: 1/4" = 1'-0"
 Total Square Footage: 870 SF
 Total Heated Square Footage: 762 SF

SOHO Housing Partners

Oakland Place
 a Family Apartment Community

Florence, South Carolina

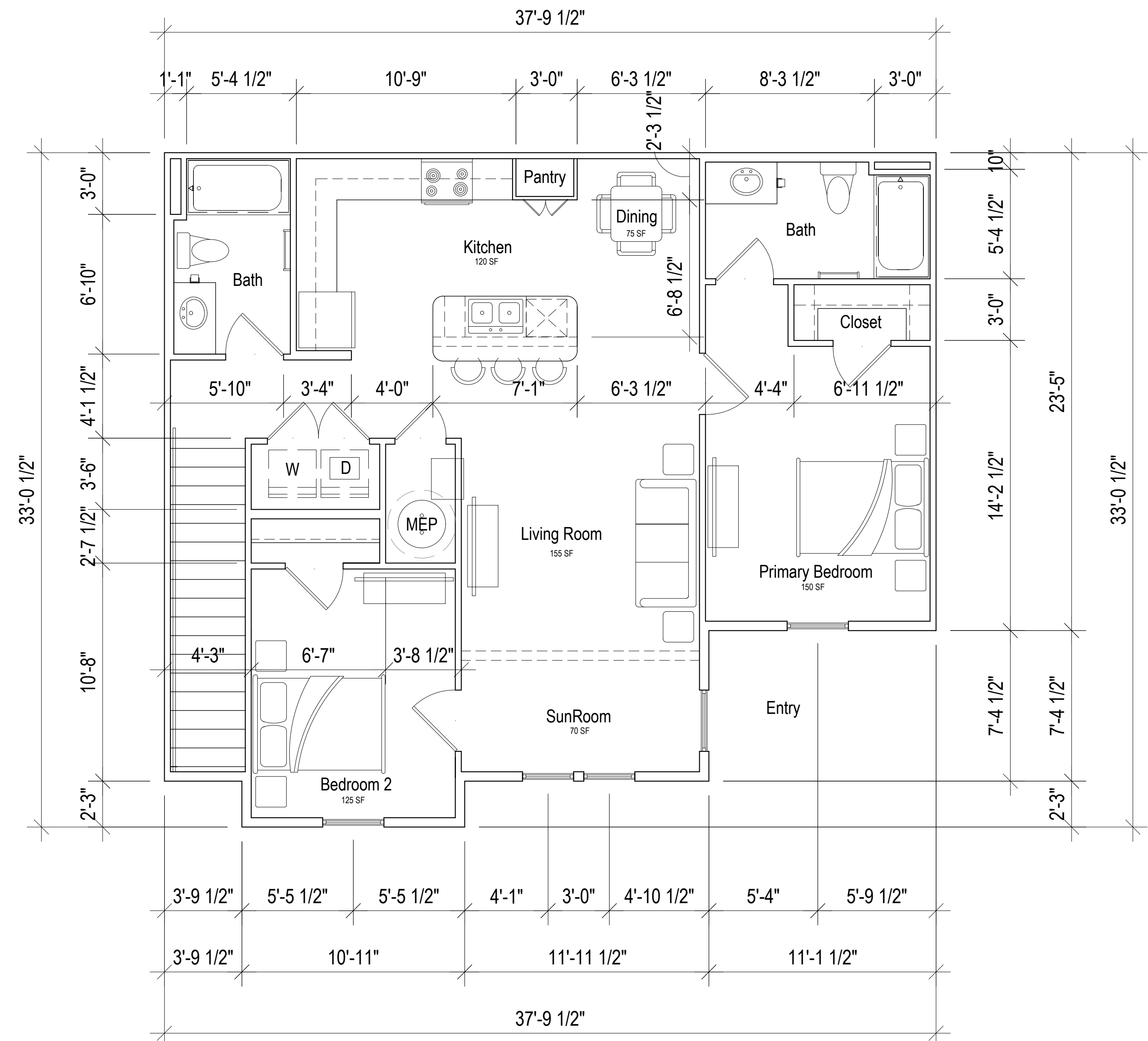
The drawings, specifications and design contained herein are instruments of service and remain the sole property of Progress Design Studio, PLLC. The unauthorized reproduction and/ or use of these documents without the express written permission of Progress Design Studio, PLLC is prohibited.



2 UNIT B1 - FLOOR PLAN

SCALE: 1/4" = 1'-0"
Total Square Footage: 1,072 SF
Total Heated Square Footage: 921 SF

Note: Unit B1-Lower Hearing and Sight-Impaired floor plan identical



1 UNIT B1 - UPPER FLOOR PLAN

SCALE: 1/4" = 1'-0"
Total Square Footage: 1,159 SF
Total Heated Square Footage: 1,000 SF

SOHO Housing Partners

Oakland Place

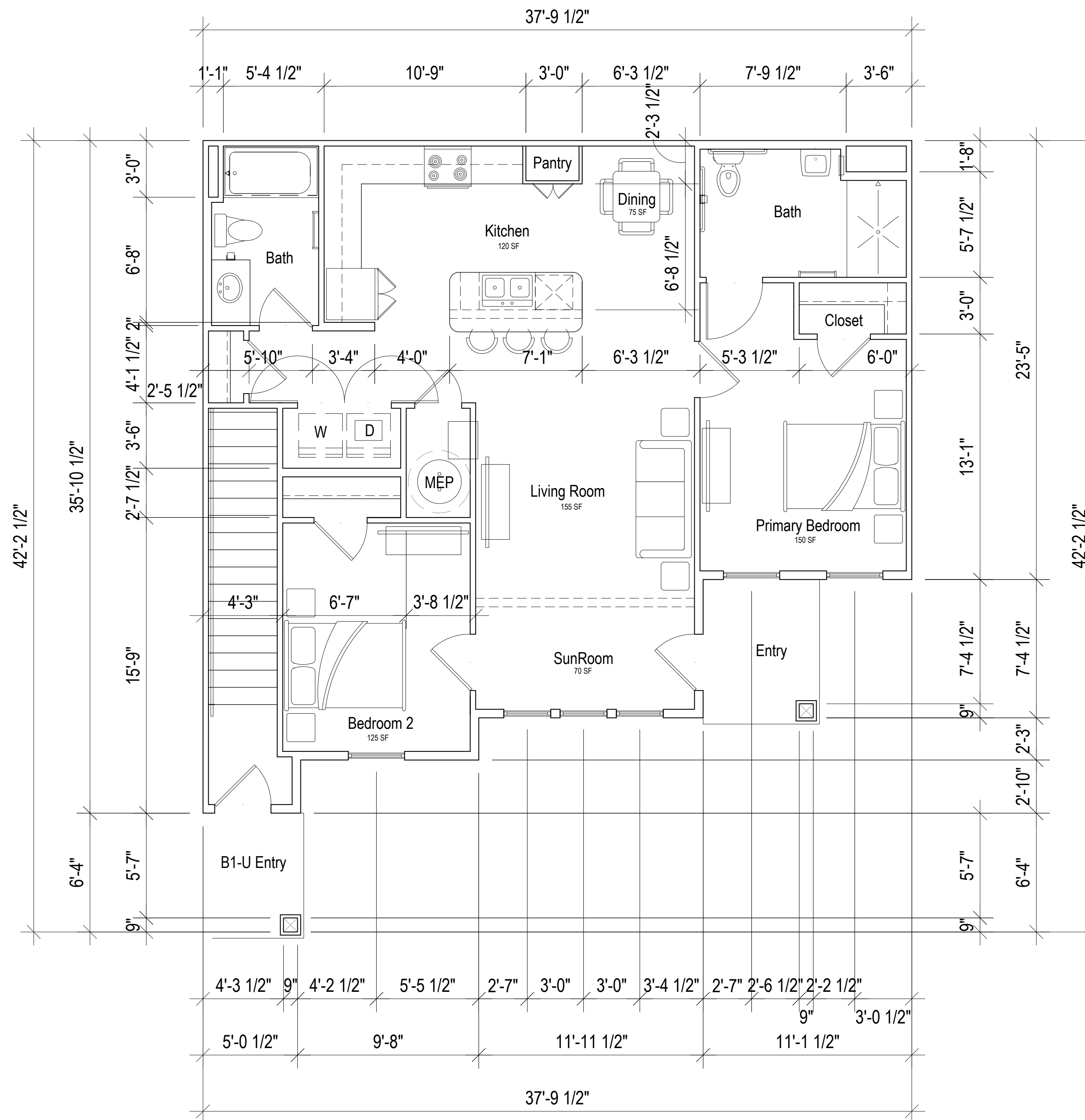
Florence, South Carolina

a Family Apartment Community



Progress Design Studio

The drawings, specifications and design contained herein are instruments of service and remain the sole property of Progress Design Studio, PLLC. The unauthorized reproduction and/ or use of these documents without the express written permission of Progress Design Studio, PLLC is prohibited.



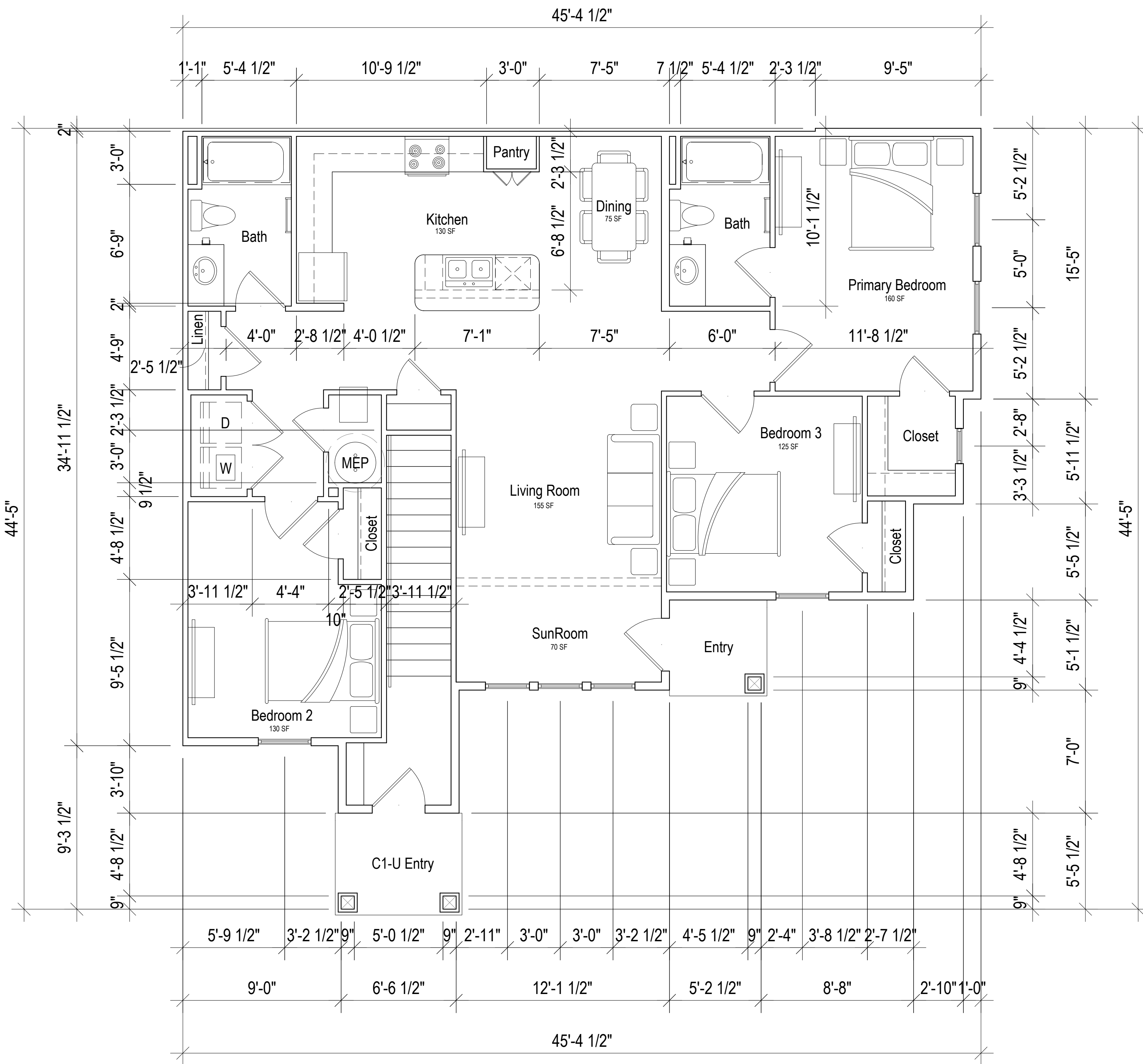
1 UNIT B1 - TYPE A FLOOR PLAN
 SCALE: 1/4" = 1'-0"
 Total Square Footage: 1,072 SF
 Total Heated Square Footage: 921 SF

SOHO Housing Partners

Oakland Place
 a Family Apartment Community

Florence, South Carolina

The drawings, specifications and design contained herein are instruments of service and remain the sole property of Progress Design Studio, PLLC. The unauthorized reproduction and/ or use of these documents without the express written permission of Progress Design Studio, PLLC is prohibited.



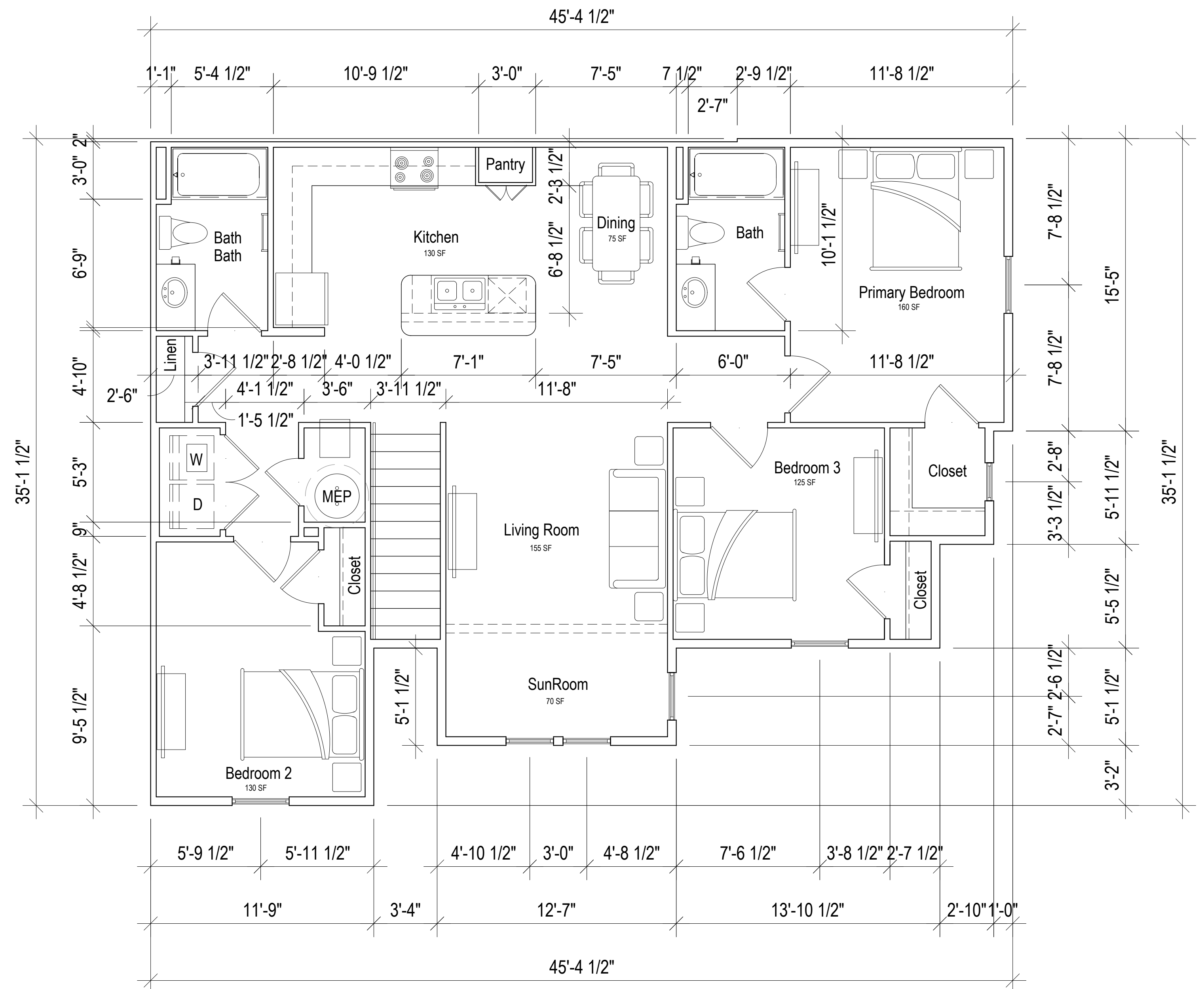
2 UNIT C1 - FLOOR PLAN

SCALE: 1/4" = 1'-0"

Total Square Footage: 1,335 SF

Total Heated Square Footage: 1,167 SF

Note: Unit C1-Lower Hearing and Sight-Impaired floor plan identical



1 UNIT C1 - UPPER FLOOR PLAN

SCALE: 1/4" = 1'-0"

Total Square Footage: 1,425 SF

Total Heated Square Footage: 1,250 SF



Progress Design Studio

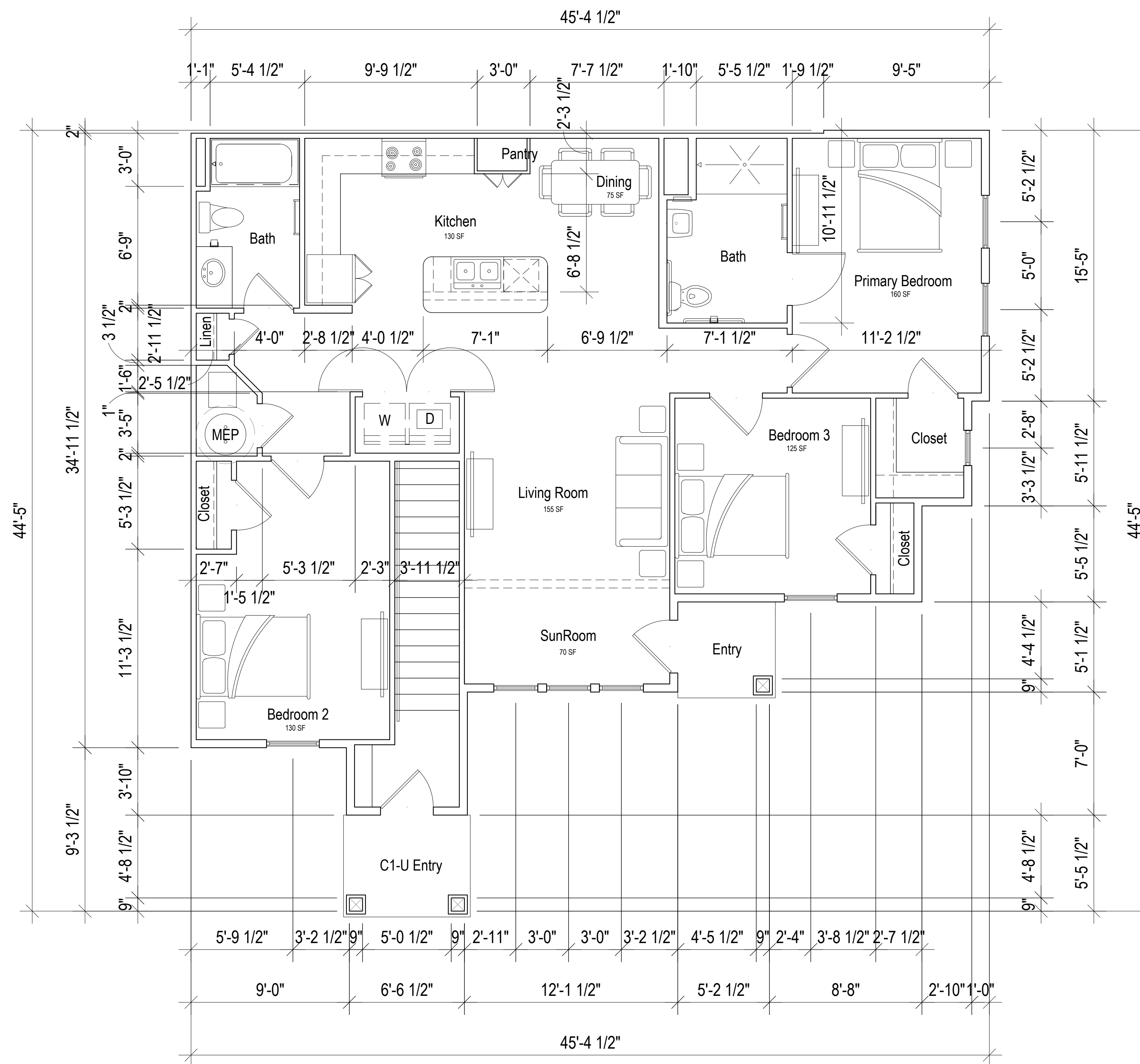
SOHO Housing Partners

Oakland Place

Florence, South Carolina

a Family Apartment Community

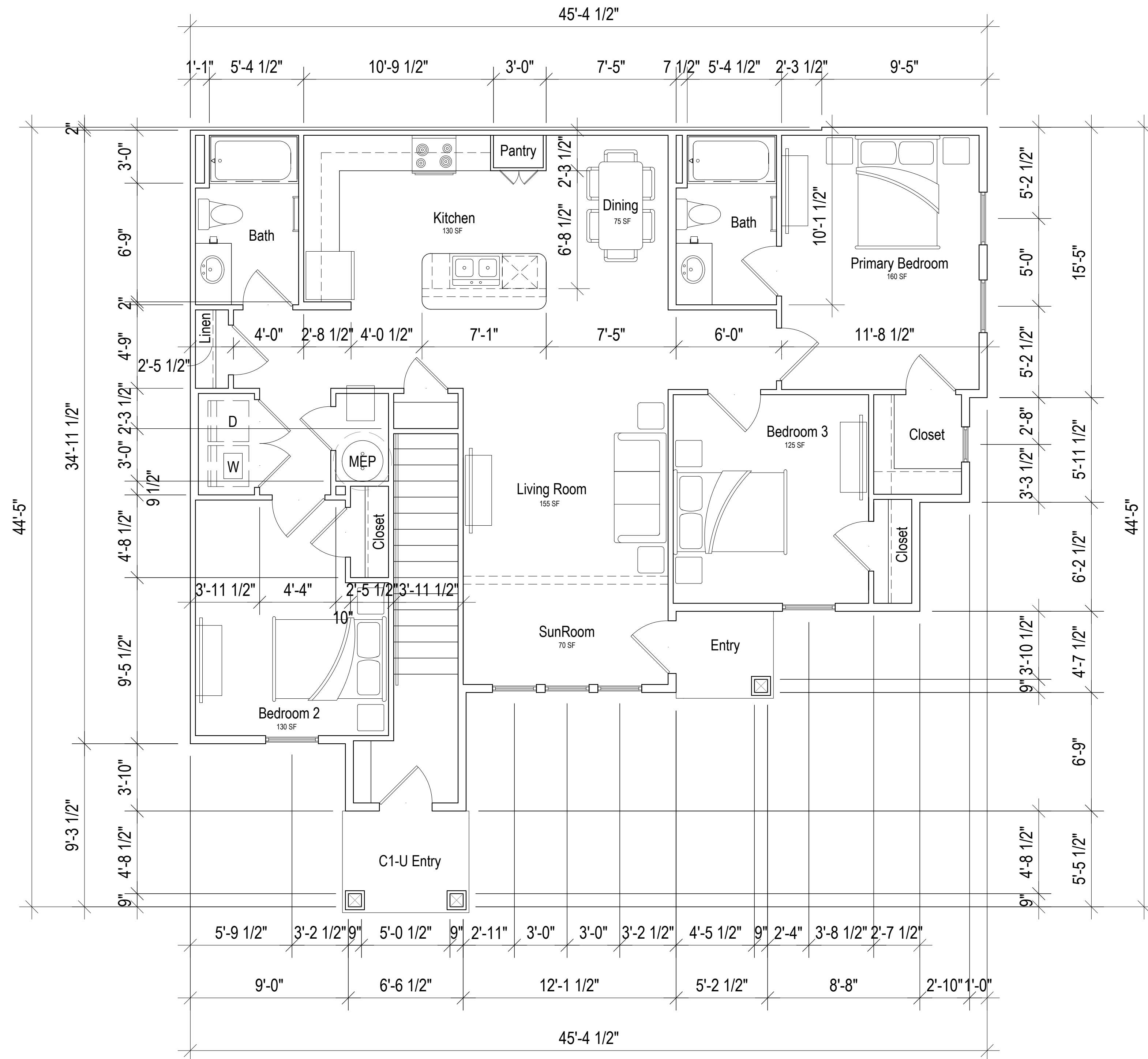
The drawings, specifications and design contained herein are instruments of service and remain the sole property of Progress Design Studio, PLLC. The unauthorized reproduction and/ or use of these documents without the express written permission of Progress Design Studio, PLLC is prohibited.



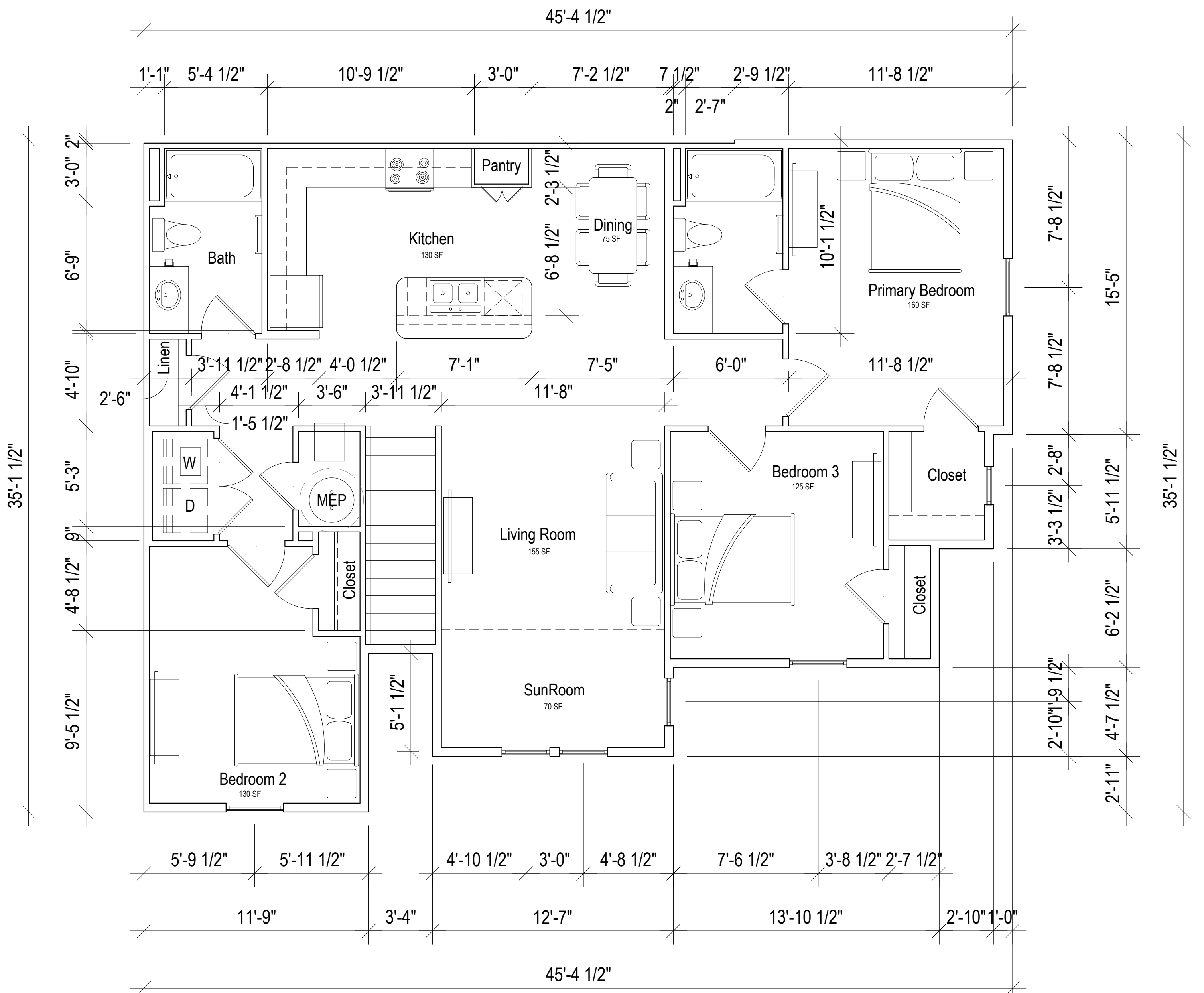
1 UNIT C1 - TYPE A FLOOR PLAN
 SCALE: 1/4" = 1'-0"
 Total Square Footage: 1,335 SF
 Total Heated Square Footage: 1,167 SF

SOHO Housing Partners	Oakland Place	Florence, South Carolina
-----------------------	---------------	--------------------------

a Family Apartment Community



2 UNIT C1 - ALT FLOOR PLAN
 SCALE: 1/4" = 1'-0"
 Total Square Footage: 1,335 SF
 Total Heated Square Footage: 1,167 SF



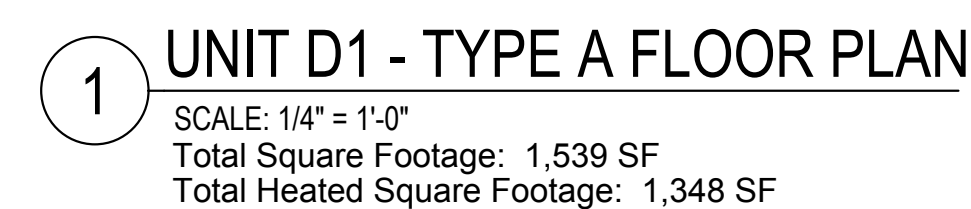
1 UNIT C1 - ALT UPPER FLOOR PLAN
 SCALE: 1/4" = 1'-0"
 Total Square Footage: 1,425 SF
 Total Heated Square Footage: 1,250 SF

SOHO Housing Partners

Oakland Place
 a Family Apartment Community

Florence, South Carolina

The drawings, specifications and design contained herein are instruments of service and remain the sole property of Progress Design Studio, PLLC. The unauthorized reproduction and/ or use of these documents without the express written permission of Progress Design Studio, PLLC is prohibited.



The drawings, specifications and design contained herein are instruments of service and remain the sole property of Progress Design Studio, PLLC. The unauthorized reproduction and/ or use of these documents without the express written permission of Progress Design Studio, PLLC is prohibited.



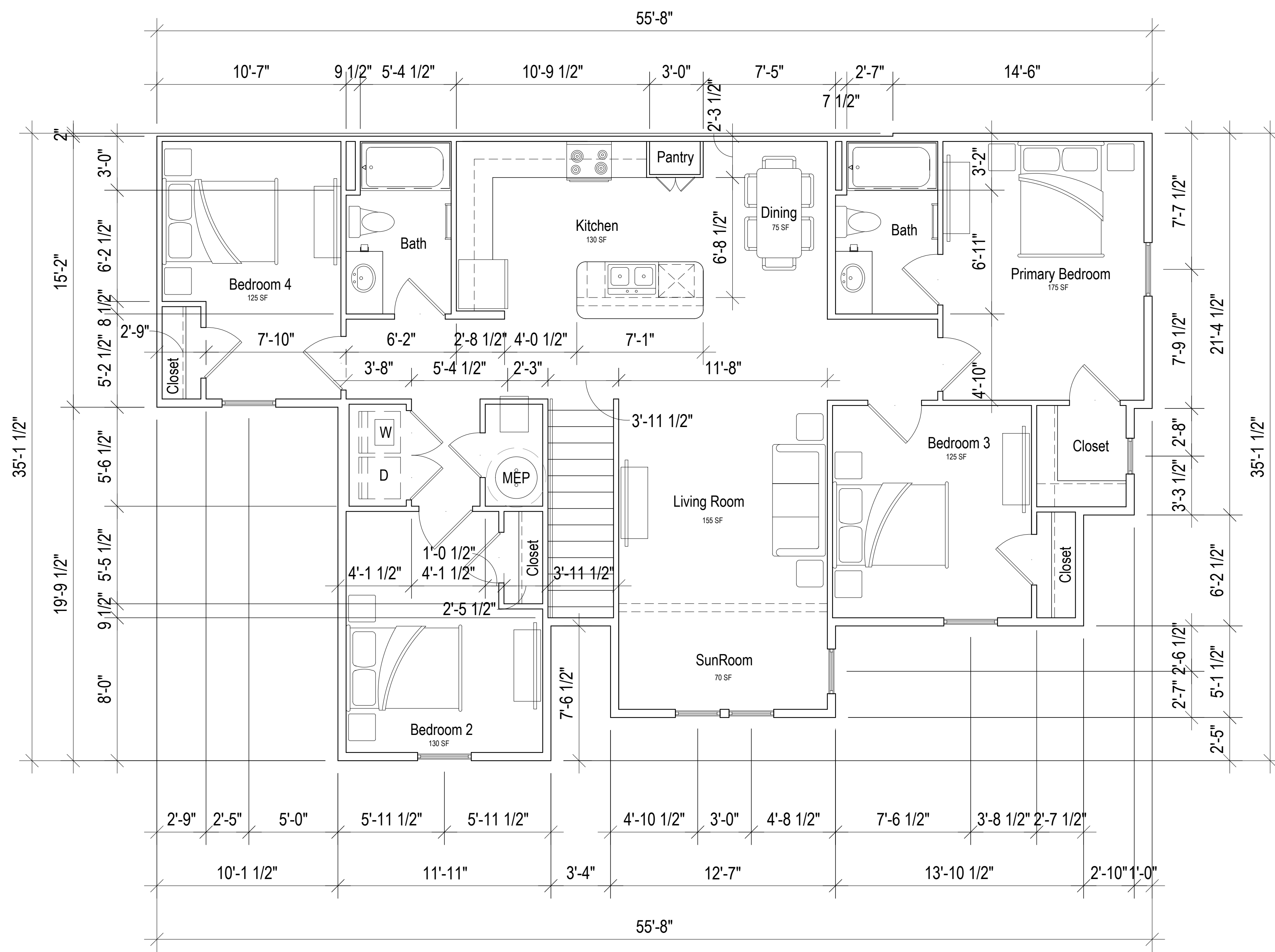
Progress Design Studio

SOHO Housing Partners

Oakland Place

Florence, South Carolina

a Family Apartment Community



1 UNIT D1 - UPPER FLOOR PLAN
SCALE: 1/4" = 1'-0"
Total Square Footage: 1,539 SF
Total Heated Square Footage: 1,348 SF

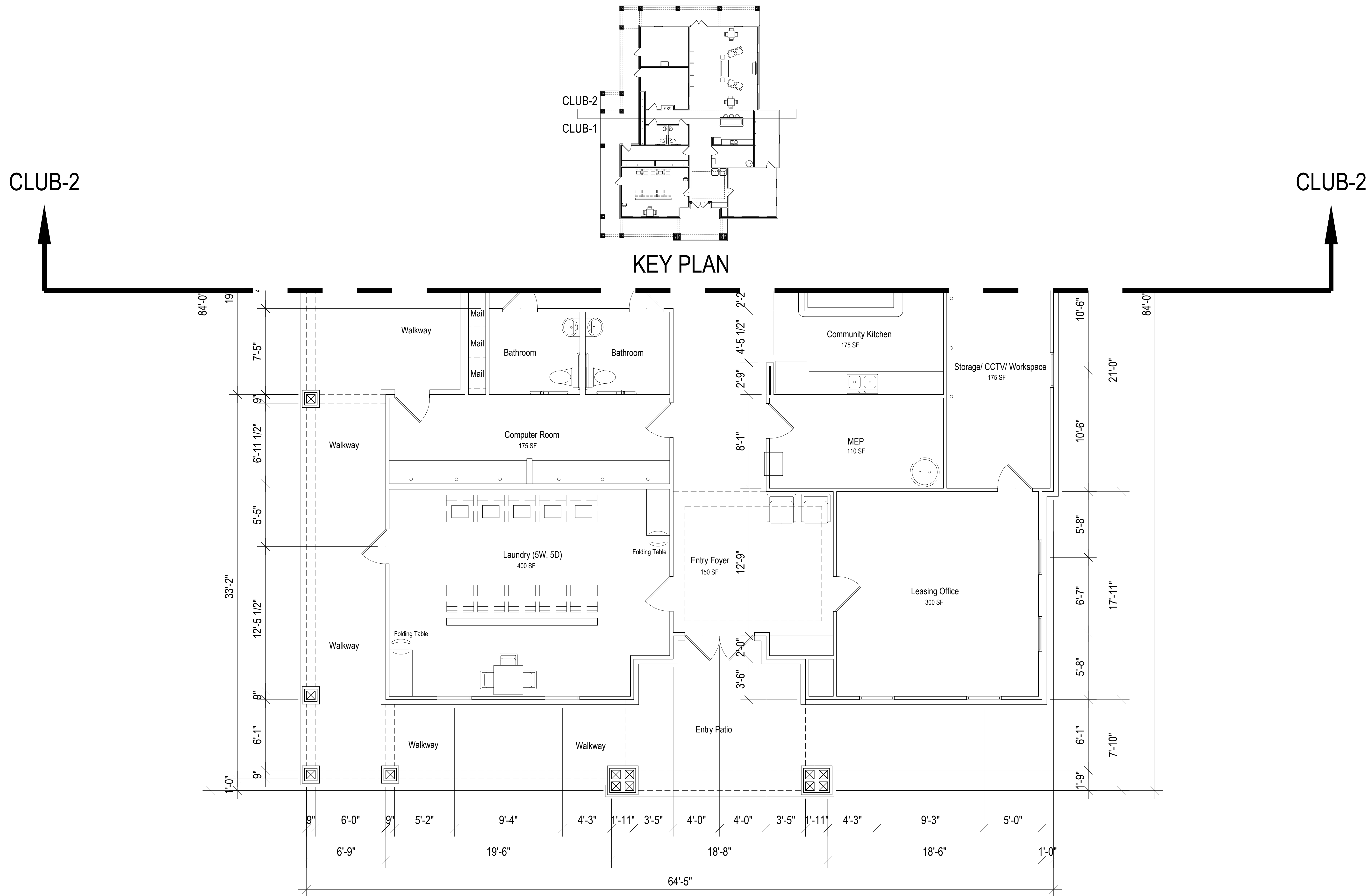
SOHO Housing Partners

Oakland Place
a Family Apartment Community

Florence, South Carolina



The drawings, specifications and design contained herein are instruments of service and remain the sole property of Progress Design Studio, PLLC. The unauthorized reproduction and/ or use of these documents without the express written permission of Progress Design Studio, PLLC is prohibited.



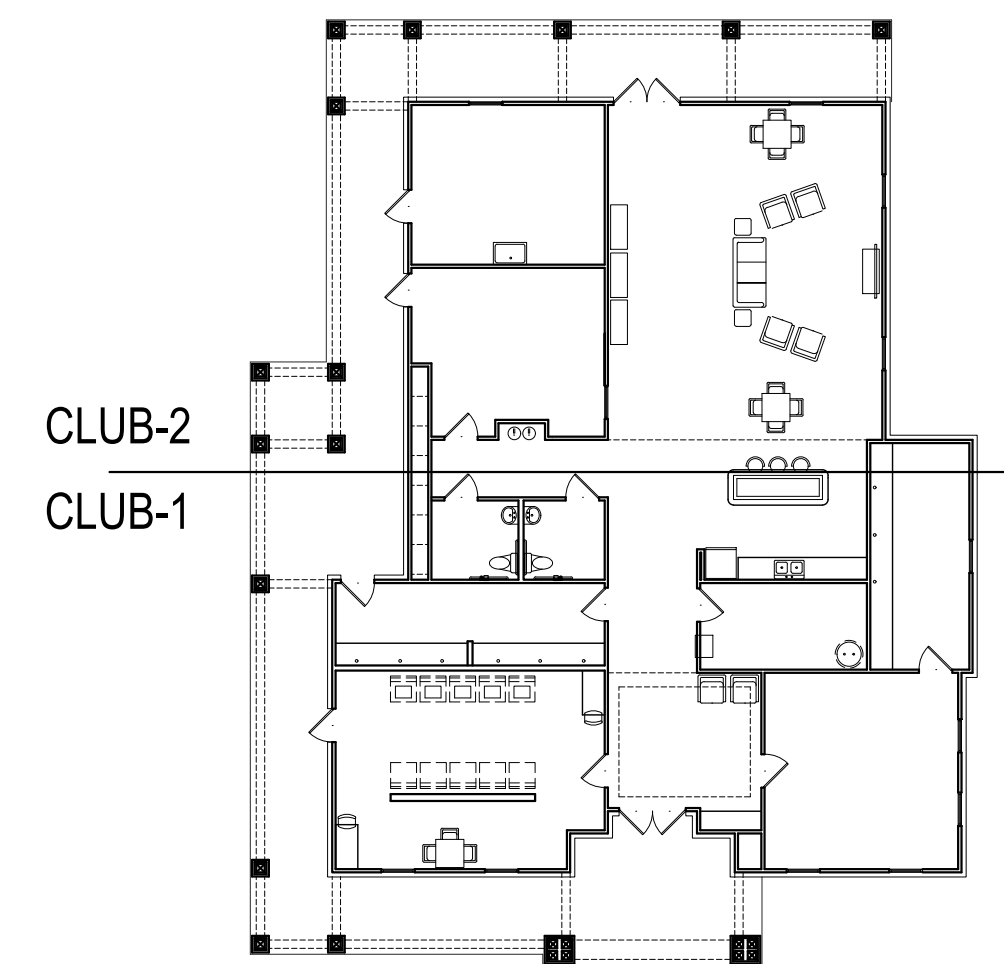
SOHO Housing Partners

Oakland Place

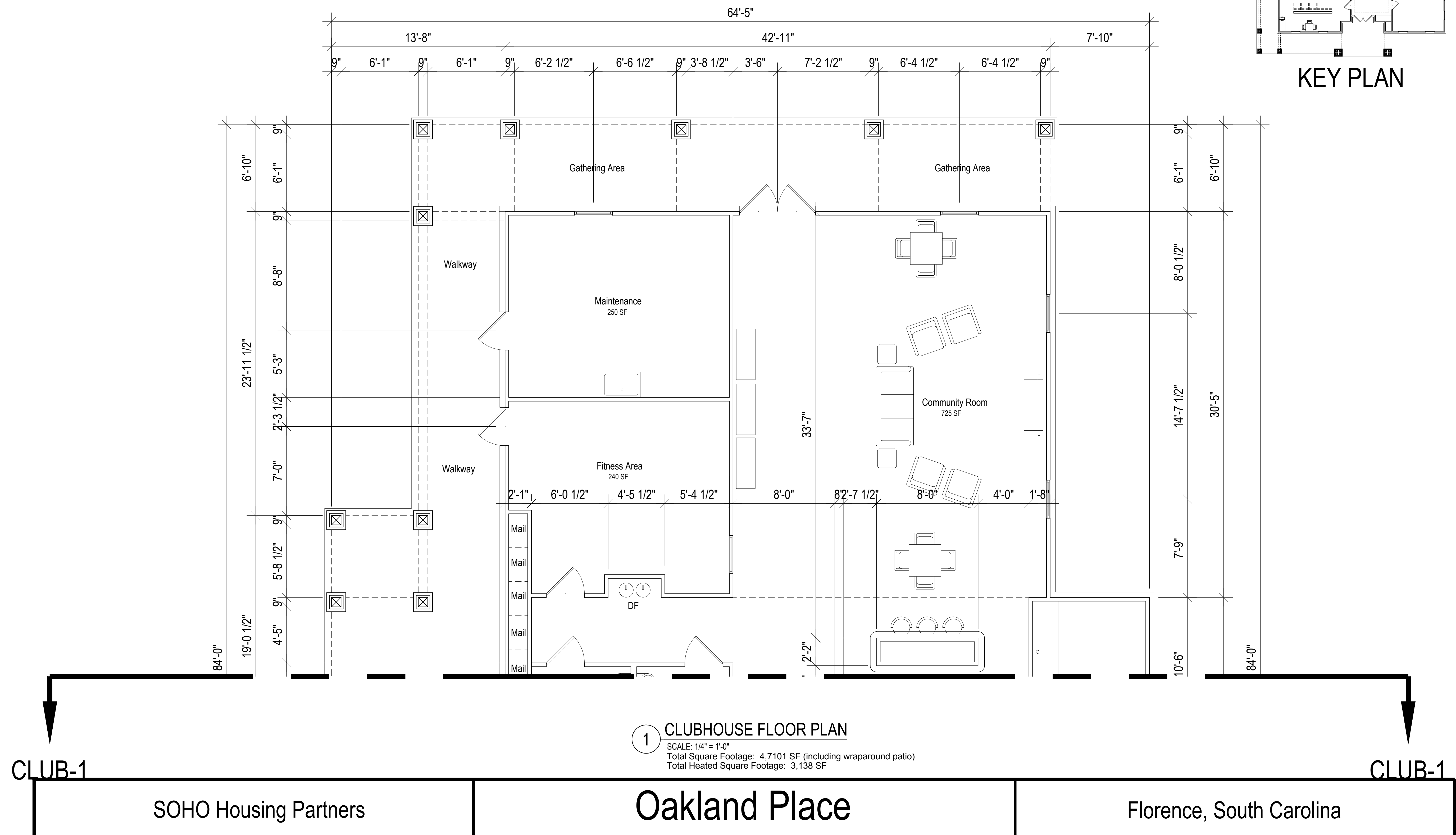
Florence, South Carolina

a Family Apartment Community

The drawings, specifications and design contained herein are instruments of service and remain the sole property of Progress Design Studio, PLLC. The unauthorized reproduction and/ or use of these documents without the express written permission of Progress Design Studio, PLLC is prohibited.



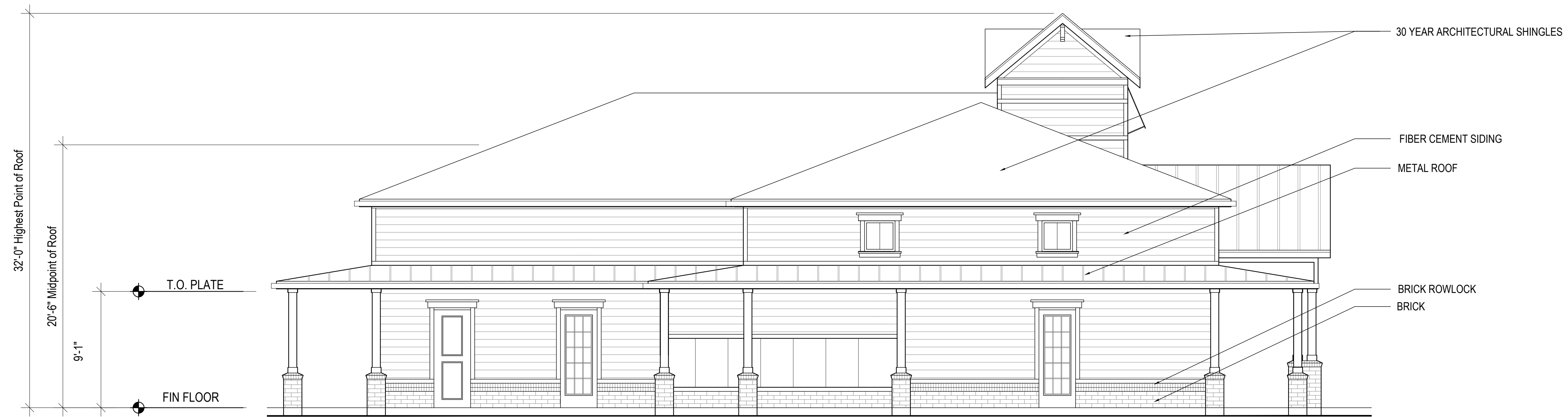
KEY PLAN



1 CLUBHOUSE FLOOR PLAN

SCALE: 1/4" = 1'-0"
Total Square Footage: 4,710 SF (including wraparound patio)
Total Heated Square Footage: 3,138 SF

The drawings, specifications and design contained herein are instruments of service and remain the sole property of Progress Design Studio, PLLC. The unauthorized reproduction and/ or use of these documents without the express written permission of Progress Design Studio, PLLC is prohibited.



2 CLUBHOUSE LEFT ELEVATION
SCALE: 3/16" = 1'-0"



1 CLUBHOUSE FRONT ELEVATION
SCALE: 3/16" = 1'-0"

SOHO Housing Partners

Oakland Place

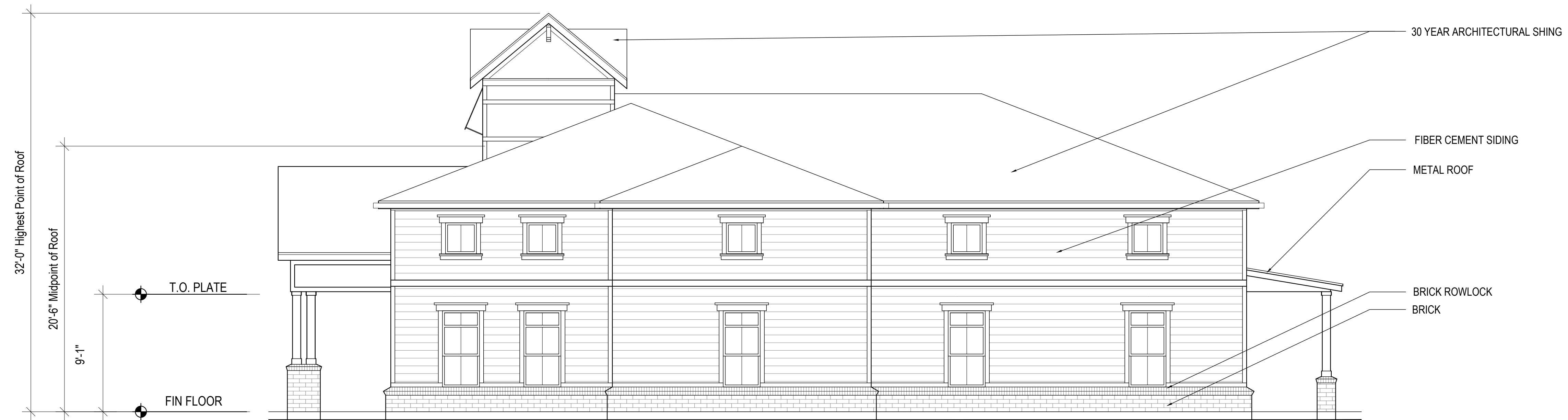
Florence, South Carolina

a Family Apartment Community



Progress Design Studio

The drawings, specifications and design contained herein are instruments of service and remain the sole property of Progress Design Studio, PLLC. The unauthorized reproduction and/ or use of these documents without the express written permission of Progress Design Studio, PLLC is prohibited.



2 CLUBHOUSE RIGHT ELEVATION
SCALE: 3/16" = 1'-0"



1 CLUBHOUSE REAR ELEVATION
SCALE: 3/16" = 1'-0"

SOHO Housing Partners

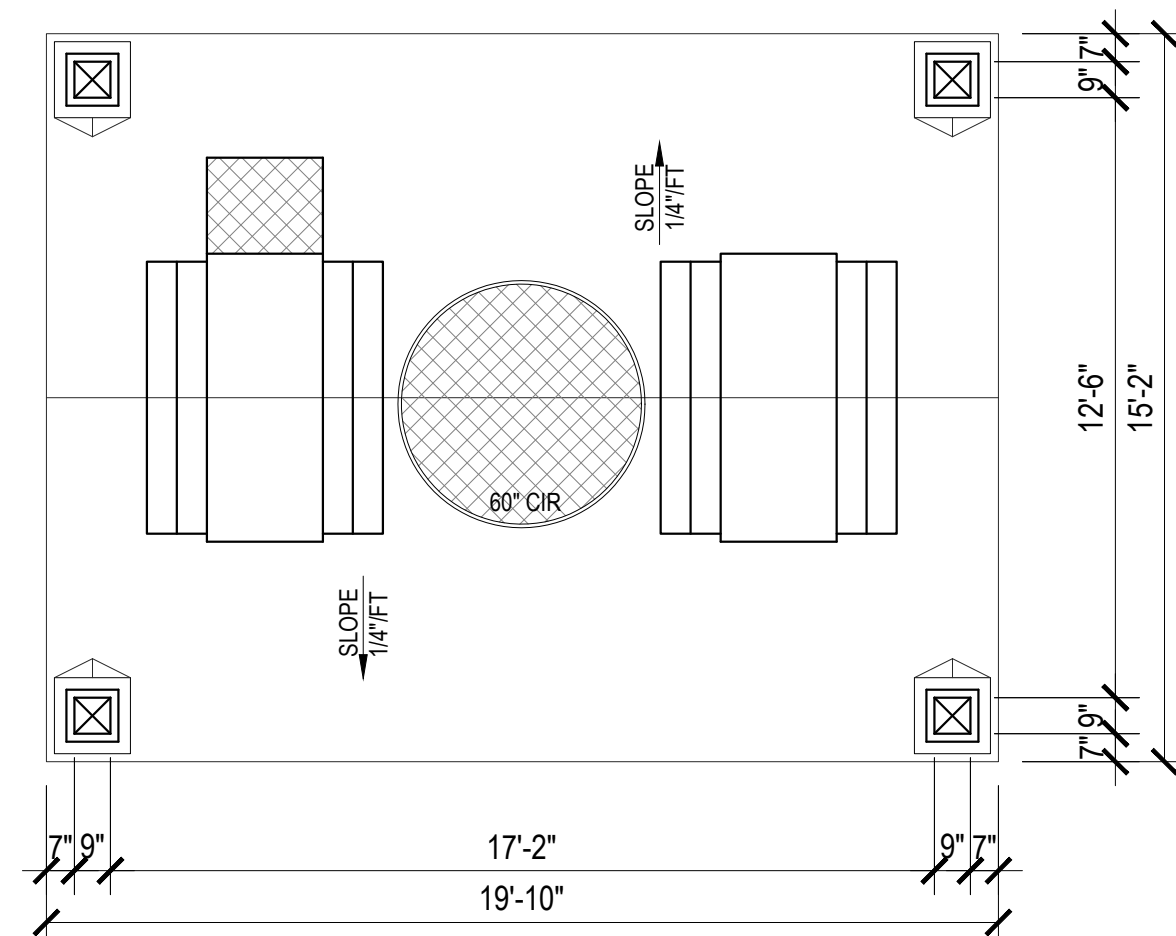
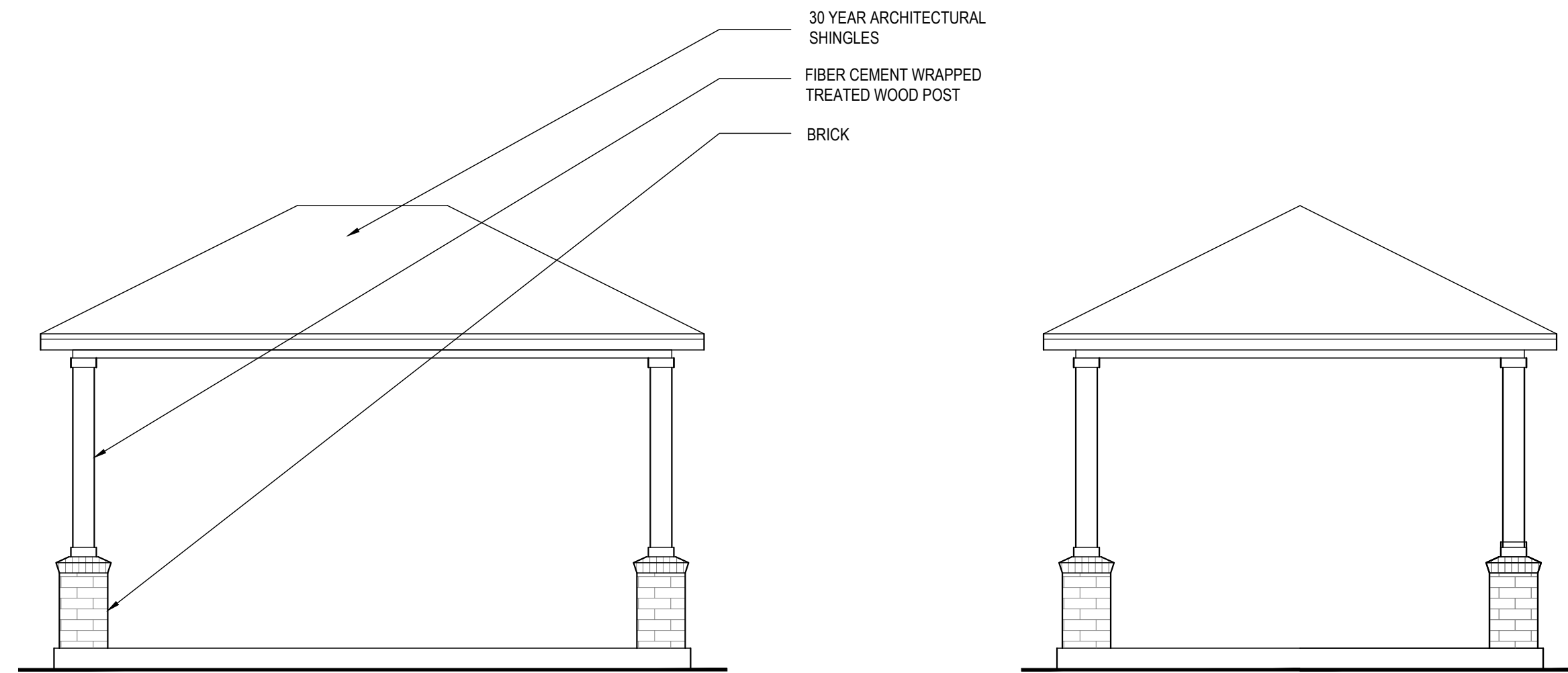
Oakland Place
a Family Apartment Community

Florence, South Carolina

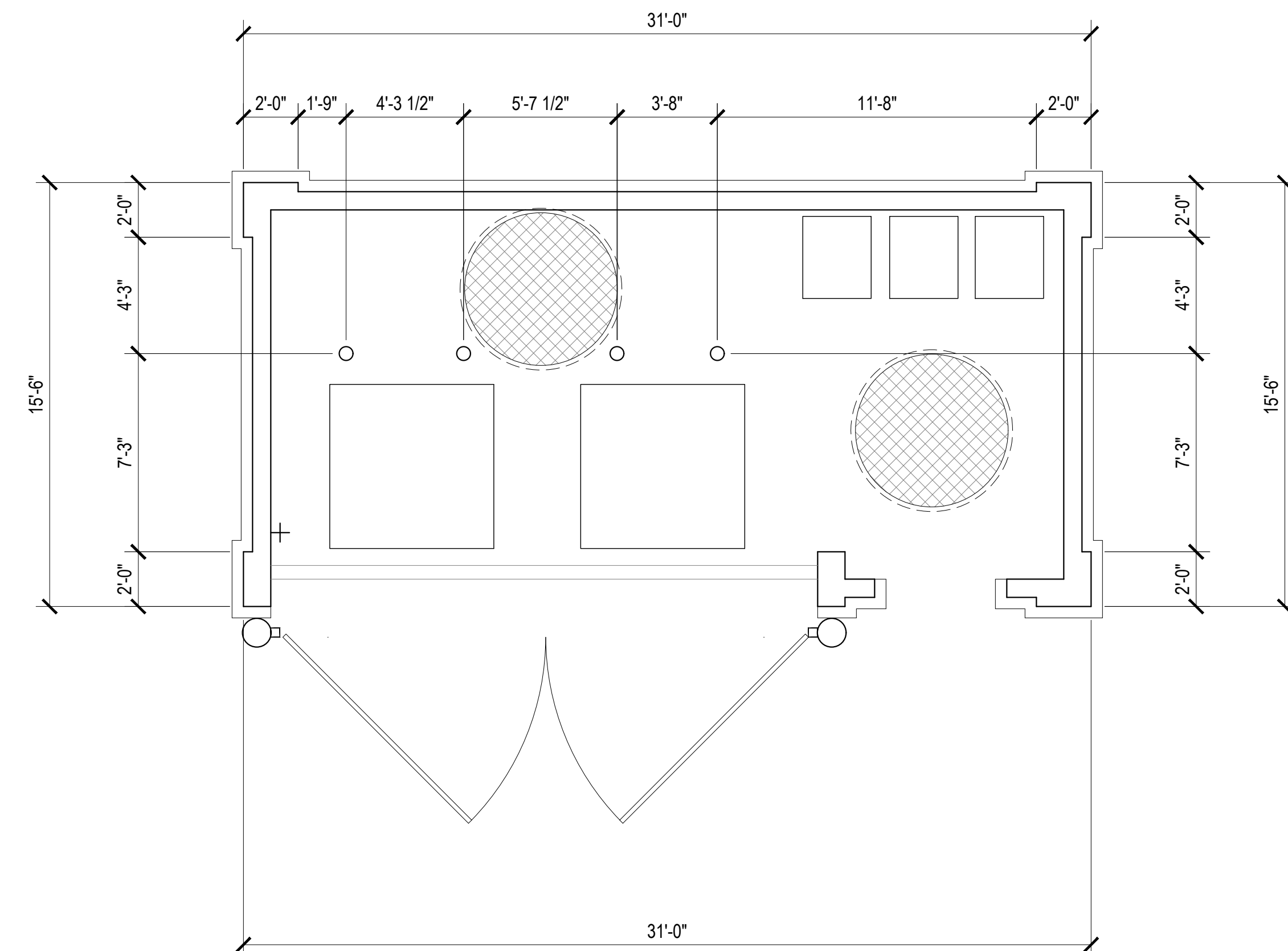
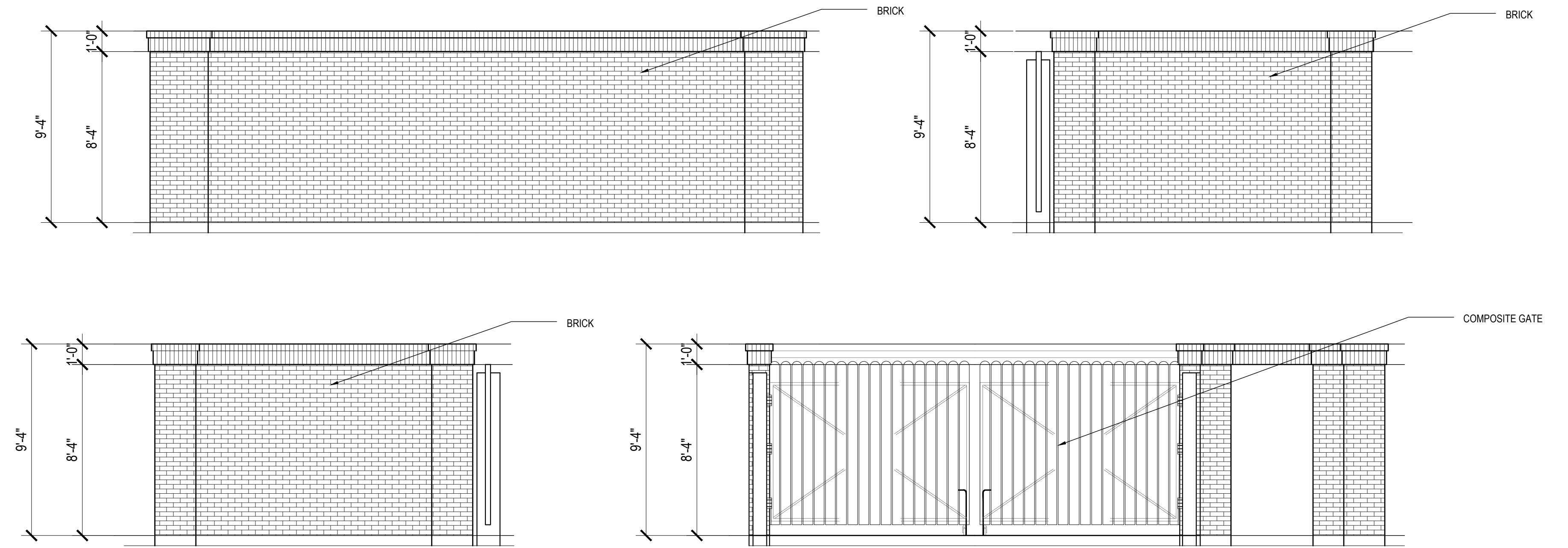


Progress Design Studio

The drawings, specifications and design contained herein are instruments of service and remain the sole property of Progress Design Studio, PLLC. The unauthorized reproduction and/or use of these documents without the express written permission of Progress Design Studio, PLLC is prohibited.



2 **PICNIC SHELTER**
SCALE: 1/4" = 1'-0"



1 **TRASH ENCLOSURE**
SCALE: 1/4" = 1'-0"



Progress Design Studio

SOHO Housing Partners

Oakland Place

Florence, South Carolina

a Family Apartment Community

The drawings, specifications and design contained herein are instruments of service and remain the sole property of Progress Design Studio, PLLC. The unauthorized reproduction and/ or use of these documents without the express written permission of Progress Design Studio, PLLC is prohibited.